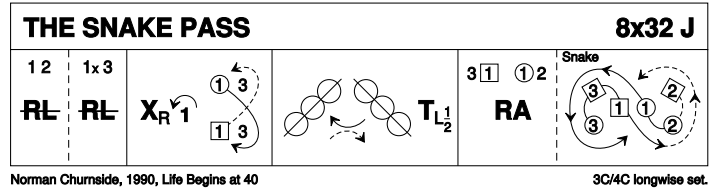


Atholl SCDC - 8 April 25 Lesley's Programme

1 THE SNAKE PASS J32 · 3/4L

Norman Churnside: *Life Begins at Forty* · Crib: *MiniCribs* · Diagram: *Keith Rose's Diagrams*

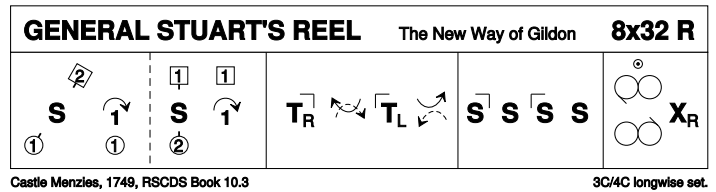
- 1-8 1s+2s dance 1/2 R&L; 1s+3s dance 1/2 R&L
- 9-16 1s cross RH, cast up to 2nd place & dance 1/2 Figs of 8 round 3s to end facing 1st corner positions
- 17-24 1s dance 1/2 diag reel with 1st corners, pass LSh & dance 1/2 diag reel with 2nd corners ending with quick LH turn, 1L facing 3s at top, 1M facing 2s in 3rd place
- 25-32 1s dance the Snake Pass:
1s dance RH across (1L with 3s & 1M with 2s), 1L followed by 3s also 1M followed by 2s pass LSh diagonally across through 2nd place to change ends & loop round to left to end in 2nd place. 2 1 3



2 GENERAL STUART'S REEL R32 · 3/4L

Castle Menzies (18C): *RSCDS X 3* · Crib: *MiniCribs* · Diagram: *Keith Rose's Diagrams*

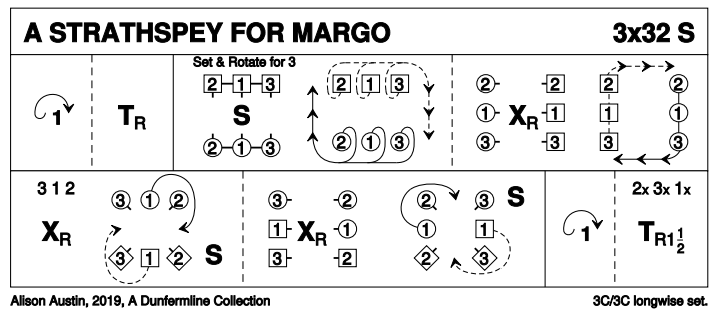
- 1-8 1M sets to 2L & casts 1 place, 1L sets to 2M & casts 1 place
- 9-16 1s turn 1st corner RH & pass partner RSh, turn 2nd corner LH pass partner RSh to face 1st corners
- 17-24 1s dance 'Hello-Goodbye' setting & end BtoB (1M facing up & 1L facing down)
- 25-32 1s give RSh to 2nd corner & dance reels of 3 on sides with 2s+3s & cross RH to 2nd place on own sides



3 A STRATHSPEY FOR MARGO S32 · 3/3L

Alison Austin: *A Dunfermline Collection* · Crib: *MiniCribs* · Diagram: *Keith Rose's Diagrams*

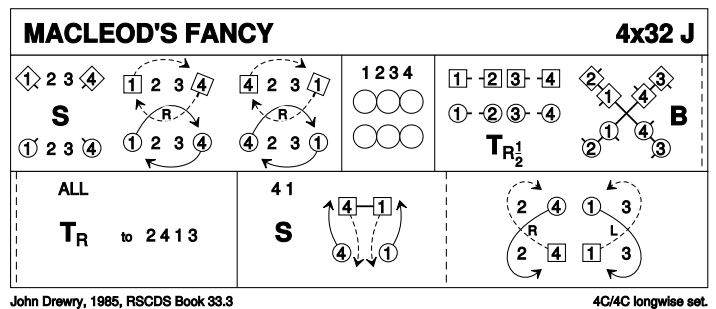
- 1-8 1s dance in & cast (2s step up 3-4); 1s turn RH. 2 1 3
- 9-16 2s+1s+3s Set & Rotate for 3 couples
9-12 2s+1s+3s Set & Rotate singly & chase clockwise to form lines of 3 across (Men face down & Ladies face up).
13-16 All change places RH with partner & chase clockwise to own sides to end 3 1 2,
- 17-20 All cross RH, 3s+2s set facing diagonally opp dancer, **while** 1M casts right to finish btwn 2s facing up, 1L casts right to finish btwn 3s facing down.
- 21-24 All cross RH with opp person, 2s+3s set facing diagonally opp dancer **while** 1s cast to right to (2) (1) (3).
- 25-32 1s dance in & cast; (3s step up 27-28); all turn partner RH 1.1/2 to end 2 3 1.



4 MACLEOD'S FANCY J32 · 4/4L

John Drewry: *RSCDS XXXIII 3* · Crib: *MiniCribs* · Diagram: *Keith Rose's Diagrams*

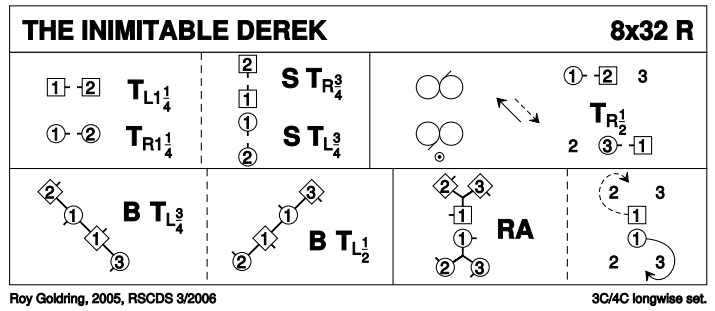
- 1-8 1s+4s set diagonally, 1M+4L 3/4 turn RH & cast up/down own side back to place **while** 1L+4M cast down/up own side & 3/4 turn RH back to place
- 9-16 All dance reels of 4 on sides, ending as at start of reel
- 17-24 2s & 3s turn 1s & 4s RH into a St Andrew's Cross, all set & turn crnrs to end 1s in 3rd pl & 4s in 2nd pl on own sides having passed other crnr RSh
- 25-32 1s & 4s set & cross over (Ladies dancing between Men) & dance 1/2 Fig of 8 round end couples to 3rd/2nd places (giving RH at top, LH at bottom)



5 THE INIMITABLE DEREK R32 · 3/4L

Roy Goldring: Magazine Dances 2005-2009 · Crib: MiniCribs · Diagram: Keith Rose's Diagrams

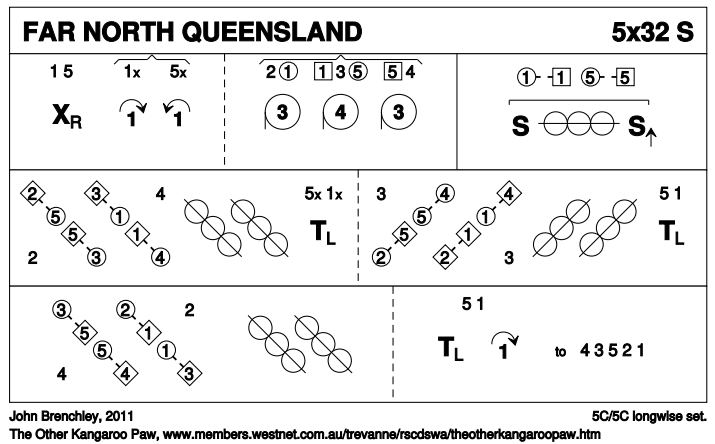
- 1-8 1s+2s turn 1.1/4 times on sides (Ladies LH, Men RH) to end in line across 1s BtoB, 1s+2s set, Ladies 3/4 turn RH **while** Men turn 3/4 LH. 2 1 3
- 9-16 1s dance 1/2 reels of 3 on sides (1L in & up, 1M in & down), 2s+3s continue reel **while** 1s cross to join other reel (1L crosses down to 3rd place Men's side **while** 1M crosses up to 1st place Ladies side) & 1s turn 3M/2L RH to end in a diagonal line between 2nd corners
- 17-24 1s Bal-in-Line with 2nd corners, 1s turn LH & Bal-in-Line with 1st corners, 1s turn LH to...
- 25-32 1s dance RH across on sides (1L with 2L+3L, 1M with 2M+3M), 1L dances up & casts to 2nd pl own side **while** 1M dances down & casts up to 2nd pl



6 FAR NORTH QUEENSLAND S32 · 5/5L

John Brenchley: The Other Kangaroo Paw · Crib: MiniCribs · Diagram: Keith Rose's Diagrams

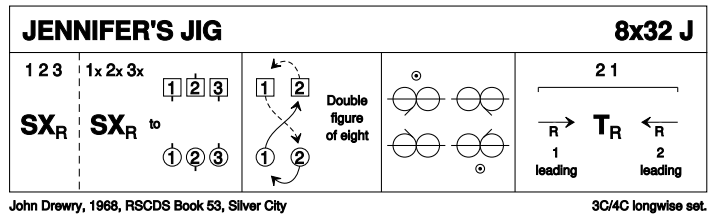
- 1-4 1s+ 5s cross RH & cast down/up 1 place (2s+4s step up/down)
- 5-8 1M+2s also 1L+3s+5M also 5L+4s dance circles round to Left. 1s+5s end in middle facing partners (Men facing down, Ladies facing up)
- 9-16 1s+5s set, dance 1/2 reel of 4; set advancing to partners & pass LSh to face 2nd corner positions
- 17-24 1s+5s dance 1/2 diag. reel of 4 with 2nd corners, turn LH to face 1st corner positions, dance 1/2 diag. reel of 4 with 1st corners, turn LH to face 4th corner positions (partner's 2nd corner position)
- 25-32 1s+5s dance 1/2 diag. reel of 4 with 4th corners, turn LH to face out on own sides, cast 1 place (3s+2s step up 31-32) 4 3 5 2 1



7 JENNIFER'S JIG J32 · 3/4L

John Drewry: RSCDS LIII 16 · Crib: MiniCribs · Diagram: Keith Rose's Diagrams

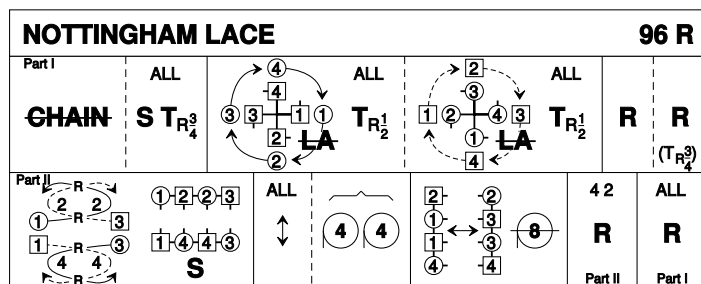
- 1-8 1s+2s+3s set cross RH, set & cross back RH
- 9-16 1s+2s dance double Fig of 8 (1s cross down to start)
- 17-24 1s dance Inveran reels with 2s+3s
- 25-32 1s followed by 2s lead down 3 steps, turn RH (3 bars) & 2s lead up followed by 1s to new places



8 NOTTINGHAM LACE R96 · 4S
Jenny Bradley: RSCDS LIII 10 · Crib: MiniCribs · Diagram: Keith Rose's Diagrams

PART 1

- 1-8 All dance 1/2 Grand Chain & set to partners, 3/4 turn RH to end with Ladies in centre for LH across
- 9-12 Ladies dance LH across 1/2 way **while** Men dance 1/4 way round clockwise, Ladies 1/2 turn nearest Man RH
- 13-16 Men dance LH across 1/2 way **while** Ladies dance 1/4 way round clockwise & all 1/2 turn partners RH
- 17-24 All repeat bars 9-16 to original places



PART 2

- 25-32 1L & 3M change places RH, cast behind 4s & change places RH to join end of line **while** 1M & 3L dance similarly behind 2s, all set
- 33-40 All Adv+Ret, 1s+2L+4M also 3s+2M+4L circle 4H round to left to end in line across (1s & 3s in centre of line)
- 41-48 All Adv+Ret, circle 8H round 1/2 way to end in Sq.Set opposite to original places

PART 3

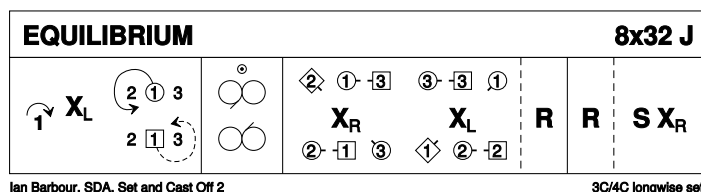
- 49-72 Repeat PART 2 with 2s & 4s as dancing couples, all ending in original places

PART 4

- 73-96 Repeat PART 1

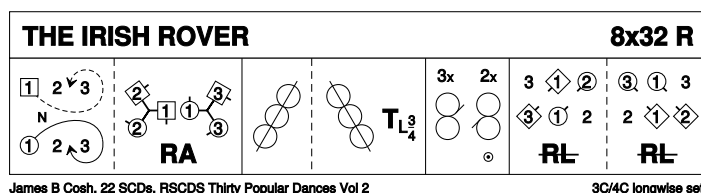
9 EQUILIBRIUM J32 · 3/4L
Ian Barbour: Set and Cast Off Volume 2 · Crib: MiniCribs · Diagram: Keith Rose's Diagrams

- 1-8 1s cast 1 place, cross LH & cast round their 2nd corners to 2nd place opp sides facing 1st corners
- 9-16 1s dance reel of 3 on opposite sides passing 1st corner RSh to start. 2 (1) 3
- 17-28 1s dance Fig of 8 Grand Chain:
 1s change places RH with 1st crnrs on sides as 2nd crnrs cross diag RH, 1s cross diag LH as others change pl LH on sides, continue this Fig back to place (Each Lady in top pl always cross diag with Man in 3rd pl as others change pl on sides)
- 29-32 1s set & cross RH. 2 1 3



10 THE IRISH ROVER R32 · 3/4L
James B Cosh: Twenty Two SCD · Crib: MiniCribs · Diagram: Keith Rose's Diagrams

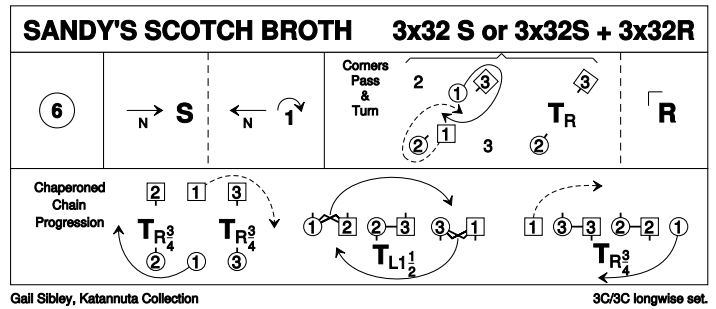
- 1-8 1s dance down below 3s & cast up to 2nd place own sides, 1L dances RH across with 2s **while** 1M dances RH across with 3s
- 9-16 1s dance 1/2 diagonal reel of 4 with 1st corners, 1/2 reel with 2nd corners & 1/2 turn LH in centre to face 1st corners
- 17-24 1s dance reels of 3 across giving LSh to 1st corners ending in 2nd place own sides
- 25-32 1s dance Diag R&L (1M crossing down & 1L crossing up to start)



11 SANDY'S SCOTCH BROTH S32 · 3/3L

Gail Sibley: *Katannuta, a Collection of Salt Spring Island Scottish Country Dances* · Crib: *MiniCribs* · Diagram: *Keith Rose's Diagrams*

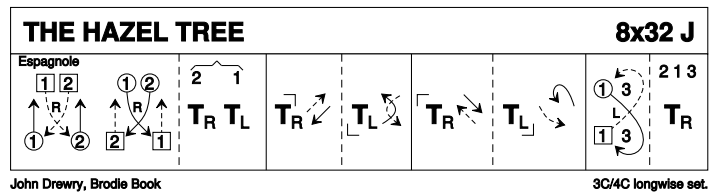
- 1-8 All circle 6H round & back
- 9-16 1s dance down middle & set, dance up & cast to 2nd place
- 17-24 1s dance Pass+Turn with 1st corners (corners turn RH) & pass RSh to face 2nd corners, dance Pass+Turn with 2nd corners (corners turn RH) to end 2nd place own sides
- 25-32 Promenade (Chaperoned) Chain progression:
25-26 2s & 3s 3/4 turn partner RH into middle **while** 1s dance clockwise 1/4 round the set picking up 2L/3M ...
27-30 who promenade 1/2 way clockwise **while** middle people (2M + 3L) turn LH 1.1/2.
31-32 2s & 3s turn partner RH 3/4 to own sides **while** 1s dance clockwise 1/4 round to end in 2nd place. 3 1 2



12 THE HAZEL TREE J32 · 3/4L

John Drewry: *The Brodie Book* · Crib: *MiniCribs* · Diagram: *Keith Rose's Diagrams*

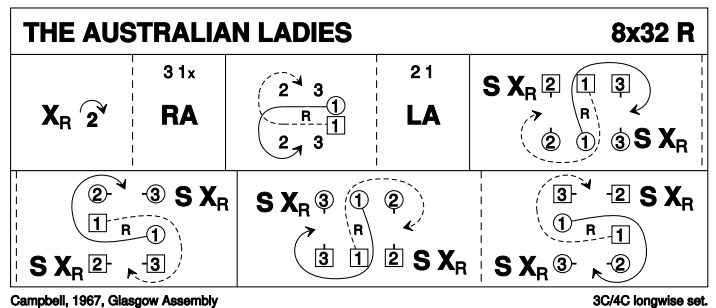
- 1-8 1s+2s dance Espagnole:
1-2 1s+2s cross (Ladies lead across RH passing between Men) with Ladies changing places RH
3-4 1s+2s cross back (Men lead across RH between Ladies) with Men changing places RH
5-8 2s turn RH as 1s turn LH to face 1st corners
- 9-16 1s turn 1st corners RH, pass RSh, turn 3rd corner LH & pass LSh to face 2nd corner
- 17-24 1s turn 2nd corners RH, pass RSh, turn 4th corner LH, 1s pass LSh to face down in middle (opposite sides) left hands joined
- 25-32 1s lead down below 3s, cross, cast up to 2nd place own sides, 2s+1s+3s turn RH



13 THE AUSTRALIAN LADIES R32 · 3/4L

Robert M Campbell: *Glasgow Assembly And Other Scottish Dances* · Crib: *MiniCribs* · Diagram: *Keith Rose's Diagrams*

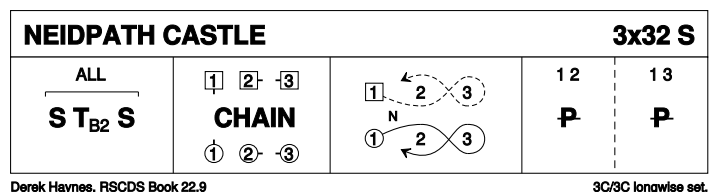
- 1-8 1s cross, cast down to 3rd place & 3s+1s dance RH across.
- 9-16 1s lead up to top, cross, cast to 2nd place & 2s+1s dance LH across.
- 17-24 2s & 3s set & cross RH as 1s cross RH & cast to right; 2s+3s set on sides & change pls RH as 1s cross RH up/down centre & cast to right
- 25-32 3s & 2s set & cross RH as 1s cross RH & cast to right; 3s+2s set on sides & change pls RH as 1s cross RH up/down centre & cast to 2nd place



14 NEIDPATH CASTLE S32 · 3/3L

Derek Haynes: *RSCDS XXII 9* · Crib: *MiniCribs* · Diagram: *Keith Rose's Diagrams*

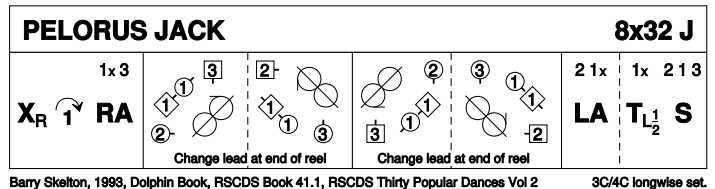
- 1-8 All set & turn partners 2H twice & set again
- 9-16 All dance Grand Chain
- 17-24 1s dance down between 2s, cast behind 3s, dance up between 3s, cast up behind 2s. 1s+2s end ready for a 1/2 Diamond Poussette
- 25-32 1s+2s dance 1/2 Diamond Poussette, 3s dance in on bar 28 & 1s+3s dance 1/2 Diamond Poussette 1s ending in 3rd place. 2 3 1



15 PELORUS JACK J32 · 3/4L

Barry Skelton: RSCDS XLI 1 · Crib: MiniCribbs · Diagram: Keith Rose's Diagrams

- 1-8 1s cross RH & cast 1 place (2s step up 3-4), 1s dance RH across with 3s. 1s end with Man facing his 1st corner with his partner behind him
- 9-16 1s dance Alternating Tandem 1/2 reel of 3 with 1st corners to face Man's 2nd corner, 1s dance Alternating Tandem 1/2 reel of 3 with 2nd corners
- 17-24 1s dance Alternating Tandem 1/2 reels of 3 with Ladies' 1st corner (pstn), 1s dance Alternating Tandem 1/2 reel with Ladies' 2nd corner (pstn)
- 25-32 1M followed by partner dance into LH across with 2s, 1s retain LH & 1/2 turn to own sides & 2s+1s+3s set



16 THE DUKE AND DUCHESS OF EDINBURGH R40 · 3/4L

Allie Anderson & Florence D. Lesslie: RSCDS XXXIX 7 · Crib: MiniCribbs · Diagram: Keith Rose's Diagrams

- 1-8 1s+2s+3s Adv+Ret & turn partners 2H
- 9-16 1s cast, lead down between 3s, cast up behind 3s, lead up between 2s & cast back to 2nd place (2s step up 15-16)
- 17-24 1s dance RH across (Lady with 2s & Man with 3s), pass RSh & dance LH across with other couple to end facing 1st corners
- 25-32 1s turn 1st corner, partner, 2nd corner & partner to own sides 2nd place
- 33-40 2s+1s+3s circle 6H round & back

