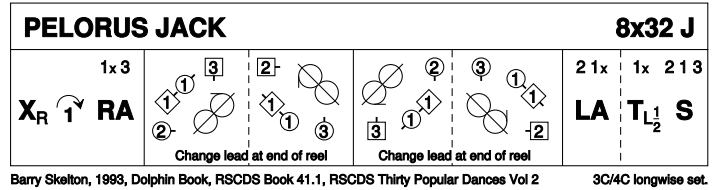


# Atholl SCDC - 29 April 25 - Rachel's Programme

## 1 PELORUS JACK J32 · 3/4L

Barry Skelton: RSCDS XLI 1 · Crib: MiniCribbs · Diagram: Keith Rose's Diagrams

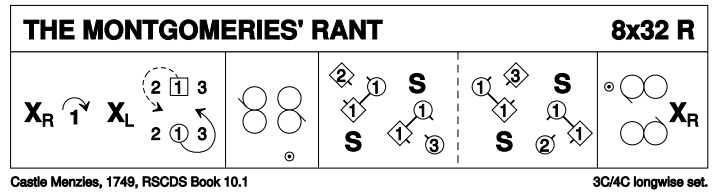
- 1-8 1s cross RH & cast 1 place (2s step up 3-4), 1s dance RH across with 3s. 1s end with Man facing his 1st corner with his partner behind him
- 9-16 1s dance Alternating Tandem 1/2 reel of 3 with 1st corners to face Man's 2nd corner, 1s dance Alternating Tandem 1/2 reel of 3 with 2nd corners
- 17-24 1s dance Alternating Tandem 1/2 reels of 3 with Ladies' 1st corner (pstn), 1s dance Alternating Tandem 1/2 reel with Ladies' 2nd corner (pstn)
- 25-32 1M followed by partner dance into LH across with 2s, 1s retain LH & 1/2 turn to own sides & 2s+1s+3s set



## 2 THE MONTGOMERIES' RANT R32 · 3/4L

Castle Menzies (18C): RSCDS X 1 · Crib: MiniCribbs · Diagram: Keith Rose's Diagrams

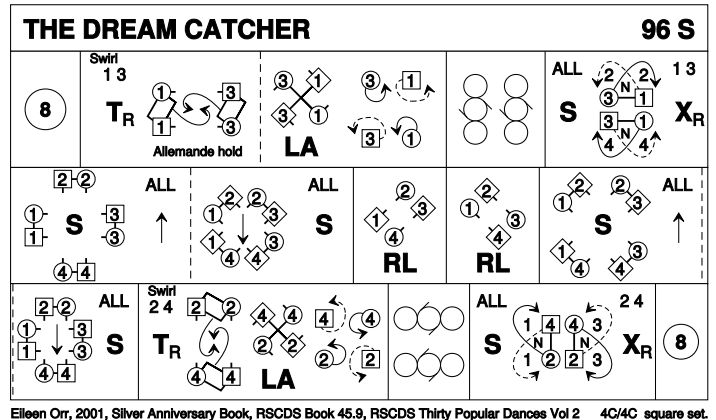
- 1-8 1s cross RH & cast down to 2nd place (2s step up), cross LH & 1L casts up while 1M casts down
- 9-16 1s dance reels of 3 across, 1L with 2s (RSh to 2M) & 1M with 3s (RSh to 3L)
- 17-24 1s NHJ (Lady on Mans left) set to 2L & turn inwards to set to 3M, set to 3L & turn inward & set to 2M. End facing own 2nd corner (1L pull back LSh to face down)
- 25-32 2s+1s+3s dance reels of 3 on opposite sides 1s giving RSh to 2nd corner, 1s cross RH to 2nd place own sides



## 3 THE DREAM CATCHER S96 · 4S

Eileen Orr: RSCDS XLV 9 · Crib: MiniCribbs · Diagram: Keith Rose's Diagrams

- 1-8 All circle 8H round & back
- 9-16 1s+3s dance the Swirl:  
9-10 Turn partner RH into Allemande hold  
11-12 Dance LSh round other couple 1/2 way, on bar 12 drop right hands  
13-16 1s+3s dance LH across. On bar 16, pull back LSh & dance on to face side couples (BtoB with ptrn & Lady facing Man, 1L & 3M face 2s, 3L&1M face 4s)
- 17-24 All dance reels of 4 across
- 25-32 All set & dancing couples dance out between side couples, cross & cast to change places RH with partner back into places
- 33-40 All set & advance with partners, retire diagonally with corners & set
- 41-48 1L+4M dance R&L with 3L+2M (on diagonal)
- 49-56 1M+2L dance R&L with 3M+4L (other diagonal)
- 57-64 All set with corners, Adv+Ret with partners & set
- 65-88 2s & 4s repeat bars 9-32
- 89-96 All circle 8H round & back



#### 4 SUILVEN J32 · 3/4L

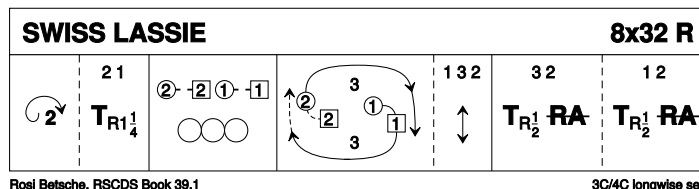
Rachel Robson: *New Scotland 60th Anniversary Dance Book (1947-2007)* · Crib: SCDDDB Contributed Cribbs & Diagrams

- 1-8 1s+2s+3s dance mirror reels on sidelines taking hands where possible. 1s dance in and down to begin. 2s finish at top, 1s+3s finish in centre BH joined ready for...
- 9-16 1s+3s dance poussette. 2 3 1
- 17-20 1s cross RH, cast up 1 pl (3s step down). 2 1 3
- 21-24 1M+2s RHA while 1L+3s RHA. 1s finish facing prtnr's 1st corner.
- 25-32 1s Pass+Turn with prtnr's 1 corner, 1s pass RSh, Pass+Turn with prtnr's 2nd corner. 2 1 3

#### 5 SWISS LASSIE R32 · 3/4L

Rosi Betsche: *RSCDS XXXIX 1* · Crib: MiniCribbs · Diagram: Keith Rose's Diagrams

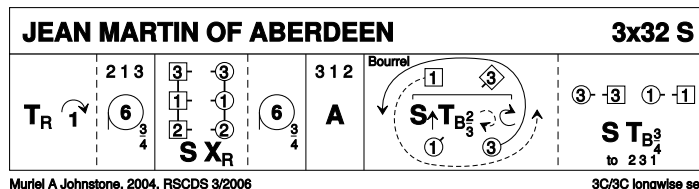
- 1-8 1s dance in & cast to 3rd place, 2s+1s turn partners RH 1.1/4 times to form a line up & down middle of set (Men facing down Ladies up)
- 9-16 2s+1s dance reel of 4 up & down middle of set ending with 2M facing Ladies side & 1L facing Men's side
- 17-24 2s+1s chase round clockwise 1/2 way, 1s+3s+2s Adv+Ret
- 25-32 3s+2s (bottom 2 couples) 1/2 turn partners RH, dance RH across 1/2 way, 1s+2s (top 2 couples) 1/2 turn partners RH & dance RH across 1/2 way



#### 6 JEAN MARTIN OF ABERDEEN S32 · 3/3L

Muriel A Johnstone: *Magazine Dances 2005-2009* · Crib: MiniCribbs · Diagram: Keith Rose's Diagrams

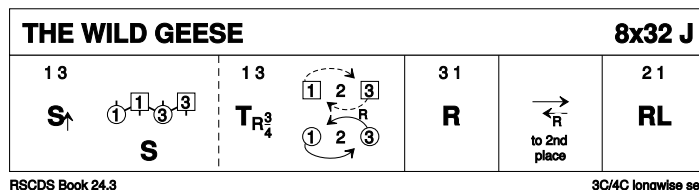
- 1-8 1s turn RH & cast 1 pl, all circle 6H round 3/4 way to left & end in lines of 3 across (Ladies face down & Men up)
- 9-16 All set & change places with partner RH, all circle 6H round 3/4 way to left & end in middle facing up. 3 1 2
- 17-24 All dance Allemande. 2 1 3
- 25-32 1s+3s (bottom 2 couples) dance the Bourrel to end 2 3 1:  
  
1M+3L set advg, 3/4 turn 2H & twirl to end BtoB (up/down middle L facing up & M down) while 1L+3M chase anticl'wise 1/2 way to face prtnr  
  
1s+3s set to partners & turn 2H to own sides having changed places



#### 7 THE WILD GEESE J32 · 3/4L

RSCDS XXIV 3 · Crib: MiniCribbs · Diagram: Keith Rose's Diagrams

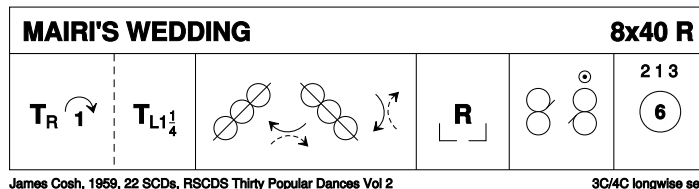
- 1-8 1s+3s set advancing & Bal-in-Line (Man above Lady), turn partners RH & 1s cast to 3rd place while 3s lead up to 1st place
- 9-16 3s+1s set advancing & Bal-in-Line (Man above Lady), turn partners RH & 3s cast to 3rd place while 1s lead up to 1st place
- 17-24 1s lead down & back to 2nd place
- 25-32 2s+1s dance R&L



#### 8 MAIRI'S WEDDING R40 · 3/4L

James B Cosh: *Twenty Two SCD* · Crib: MiniCribbs · Diagram: Keith Rose's Diagrams

- 1-8 1s turn RH & cast to 2nd place (2s step up); 1s turn LH to face 1st corners
- 9-16 1s dance 1/2 diagonal reel of 4 with 1st corners, 1s dance 1/2 diagonal reel with 2nd corners
- 17-24 1s dance 1/2 diagonal reel with 3rd corner (pstns), 1/2 diagonal reel with 4th corner (pstns)
- 25-32 1s dance reel of 3 across (Lady with 2s, Man with 3s - LSh to 1st corner)
- 33-40 2s+1s+3s circle 6H round & back

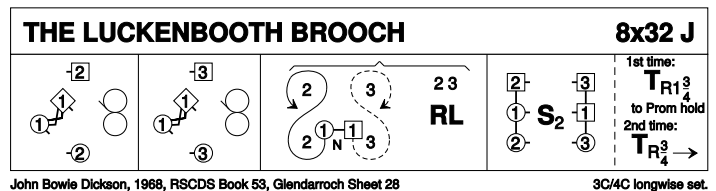


#### 9 PROGRAMME ITEM – Interval

## 10 THE LUCKENBOOTH BROOCH J32 · 3/4L

John Bowie Dickson: RSCDS LIII 6 · Crib: MiniCribs · Diagram: Keith Rose's Diagrams

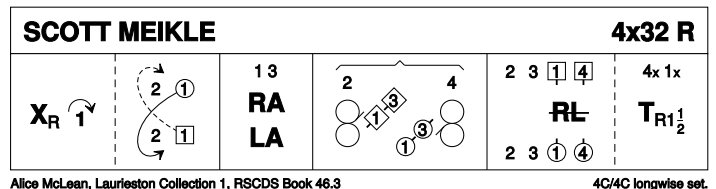
- 1-8 1s in prom hold (Lady on Man's left) dance reel of 3 with 2s (RSh to 2M) & end facing 3M
- 9-16 1s dance reel with 3s (RSh to 3M) ending with 1s dancing into centre facing Men's side
- 17-24 1M casts up & 1L dn into centre & dance out Ladies' side, 1M cast up & 1L dn to end 1M b'tw'n 2s facing dn & 1L+3s face up as 2s+3s dance R&L
- 25-32 2s+1s+3s set twice, 1s turn RH 1.3/4 times to 2nd places



## 11 SCOTT MEIKLE R32 · 4/4L

Alice McLean: RSCDS XLVI 3 · Crib: MiniCribs · Diagram: Keith Rose's Diagrams

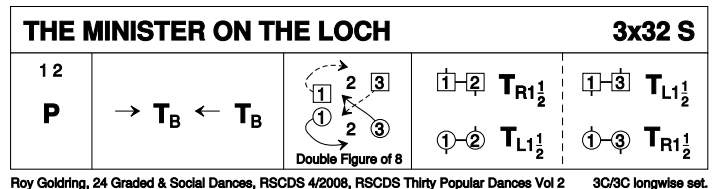
- 1-8 1s cross RH & cast to 2nd place, 1s dance 1/2 Fig of 8 round 2s
- 9-16 1s+3s dance RH across, LH back
- 17-24 1L followed by 3L dance Tandem reel of 3 across with 2s (LSh to 2M) & 1s end 3rd pl while 3M followed by 1M dance reel of 3 with 4s (LSh to 4L) & 3s end in 2nd pl 2 3 1 4
- 25-32 1s+4s dance 1/2 R&L, turn partners RH 1.1/2 times 2 3 4 1



## 12 THE MINISTER ON THE LOCH S32 · 3/3L

Roy Goldring: Magazine Dances 2005-2009 · Crib: MiniCribs · Diagram: Keith Rose's Diagrams

- 1-8 1s+2s dance Diamond Poussette
- 9-16 1s dance down for 2 steps, turn 2H, dance up to top & turn 2H remaining in centre facing up
- 17-24 1s+3s dance double Fig of 8 round 2s with 1s casting to start
- 25-32 1M+2M turn LH 1.1/2 times while 1L+2L turn RH 1.1/2 times, 1M+3M turn RH 1.1/2 times while 1L+3L turn LH 1.1/2 times



## 13 THE SPINDRIFT REEL R64 · 4S

Amy Wignall: New Scotland 75th Anniversary Dance Book (1947-2023) · Crib: SCDDDB Contributed Cribs & Diagrams

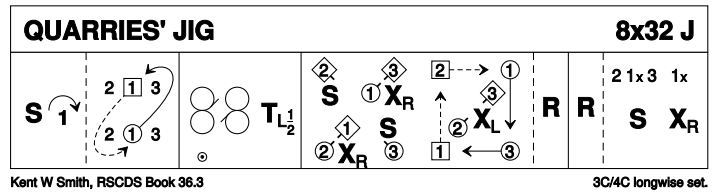
- 1-8 All dance interlocking reels of 4, RSh to partner to begin
- 9-16 1s+3s dance the Swirl:  
9-10: Turn partner RH into Allemande hold  
11-12: Dance LSh round other couple 1/2 way, on bar 12 drop right hands  
13-16: 1s+3s dance LH across. On bar 16, pull back LSh & dance on to face side couples (BtoB with ptrnr & Lady facing Man, 1L & 3M face 2s, 3L&1M face 4s)
- 17-20 All dance RH across on sides
- 21-24 1s & 3s dance 1/2 R&L (between side couples), 1L+3M and 3L+1M cross RH then LH with partner to face sides.
- 25-32 All dance reels of 4 across
- 33-36 1L+3M and 3L+1M dance between 2s/4s and cast to original places
- 37-40 All set and link to change places with partner
- 41-44 All set and link Ls face out.
- 45-56 All dance Schiehallion reels (12 bars) to finish 1 place clockwise from starting place 4 1 2 3
- 57-64 All circle 8H round and back

Repeat from new positions

**14 QUARRIES' JIG** J32 · 3/4L

*Kent W Smith: RSCDS XXXVI 3 · Crib: MiniCrib · Diagram: Keith Rose's Diagrams*

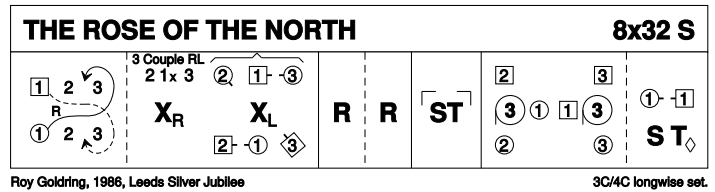
- 1-8 1s set, cast 1 place & dance round 1st corners passing corners LSh
- 9-16 1s dance reels of 3 across (1st Man with 2s & 1st Lady with 3s), 1s turn LH to face 1st corners
- 17-18 Centre dancers change with 1st corners RH while 2nd corners set
- 19-20 1st corners (in centre) change places LH while new 1st & 2nd corners dance clockwise round to next corner place
- 21-24 Repeat the Fig in bars 17-20 from new places
- 25-32 Repeat 17-20 from new places, 1s end by turning LH to 2nd place on opposite sides, 2s+1s+3s set on sides & 1s cross back RH



**15 THE ROSE OF THE NORTH** S32 · 3/4L

*Roy Goldring: Silver Jubilee 25 - Leeds Branch · Crib: MiniCrib · Diagram: Keith Rose's Diagrams*

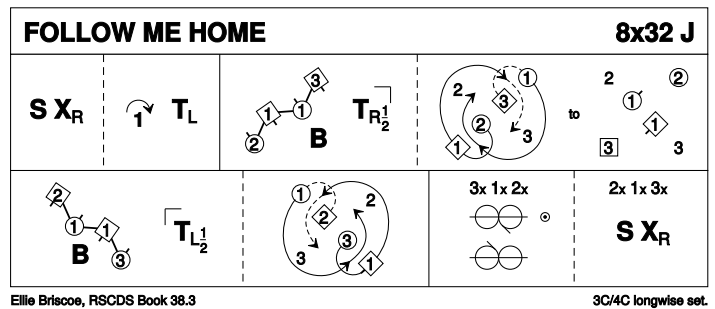
- 1-4 1s lead down below 3s, cross & cast up to 2nd place on opposite side
- 5-16 2s+1s+3s dance 3 couple R&L, 1s end facing 1st corners
- 17-24 1s set to & turn 1st corner 2H, set to & turn 2nd corner 2H. 1s finish BtoB in centre, 1M facing up, 1L facing down
- 25-32 1M+2s & 1L+3s circle 3H round to left & on bar 4 1s pull back RSh to face each other & set; 1s Petronella turn to 2nd place own side. 2 1 3



**16 FOLLOW ME HOME** J32 · 3/4L

*Ellie Briscoe: RSCDS XXXVIII 3 · Crib: MiniCrib · Diagram: Keith Rose's Diagrams*

- 1-8 1s set & cross RH, cast 1 place & turn LH (ending in a diagonal line LH to partner & RH with 1st corner)
- 9-16 1s Bal-in-Line with 1st crnrs, 1/2 turn crnrs & 1s followed by crnrs chase cl'wise to 3rd crnr (pstrn), 1s dance in, join RH with partner & LH with 2nd crnrs
- 17-24 1s Bal-in-Line with 2nd crnrs, 1/2 turn crnrs & 1s followed by crnrs chase anticl'wise to 4th crnr (pstrn), 1s crossing LSh to 2nd pl opp sides facing out
- 25-32 3s+1s+2s dance 1/2 reels of 3 on the sides 1s giving LSh to 2nd corner (position); 2s+1s+3s set & cross RH



**17 THE BLACK MOUNTAIN REEL** R32 · 5/5L

*Derek Haynes: Thirty Popular Dances, Volume Two · Crib: MiniCrib · Diagram: Keith Rose's Diagrams*

- 1-8 1s & 3s cross RH & cast down 1 place, dance 1/2 Fig of 8 round the couples above them & cross to face 1st corners
- 9-16 1s & 3s turn 1st corners RH & partner LH, turn 2nd corner RH & partner LH to face 1st corners again
- 17-24 1s & 3s dance full diagonal reels of 4 with 1st corners
- 25-32 All dance RH across once round (1L with 2s, 1M+3L with 4s & 3M with 5s), 1s & 3s turn ptrns LH & cast one place. 2 4 1 5 3

