

# Atholl SCDC -25 Feb 2025 - Christine's Programme

## 1 THE HAZEL TREE J32 · 3/4L

John Drewry: *The Brodie Book* · Crib: *MiniCribs* · Diagram: *Keith Rose's Diagrams*

1-8 1s+2s dance Espagnole:

1-2 1s+2s cross (Ladies lead across RH passing between Men) with Ladies changing places RH

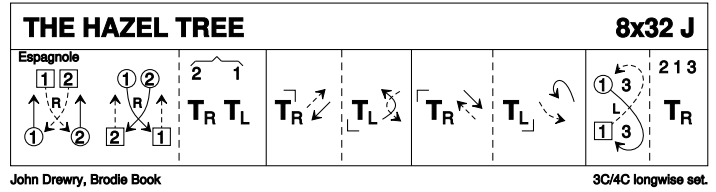
3-4 1s+2s cross back (Men lead across RH between Ladies) with Men changing places RH

5-8 2s turn RH as 1s turn LH to face 1st corners

9-16 1s turn 1st corners RH, pass RSh, turn 3rd corner LH & pass LSh to face 2nd corner

17-24 1s turn 2nd corners RH, pass RSh, turn 4th corner LH, 1s pass LSh to face down in middle (opposite sides) left hands joined

25-32 1s lead down below 3s, cross, cast up to 2nd place own sides, 2s+1s+3s turn RH



## 2 SWISS LASSIE R32 · 3/4L

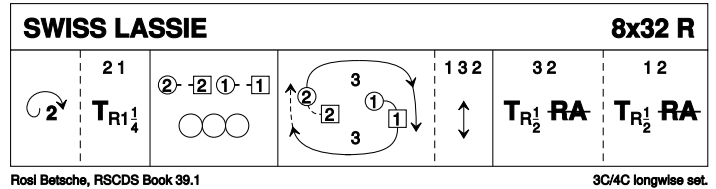
Rosi Betsche: *RSCDS XXXIX 1* · Crib: *MiniCribs* · Diagram: *Keith Rose's Diagrams*

1-8 1s dance in & cast to 3rd place, 2s+1s turn partners RH 1.1/4 times to form a line up & down middle of set (Men facing down Ladies up)

9-16 2s+1s dance reel of 4 up & down middle of set ending with 2M facing Ladies side & 1L facing Men's side

17-24 2s+1s chase round clockwise 1/2 way, 1s+3s+2s Adv+Ret

25-32 3s+2s (bottom 2 couples) 1/2 turn partners RH, dance RH across 1/2 way, 1s+2s (top 2 couples) 1/2 turn partners RH & dance RH across 1/2 way



## 3 FAR NORTH QUEENSLAND S32 · 5/5L

John Brenchley: *The Other Kangaroo Paw* · Crib: *MiniCribs* · Diagram: *Keith Rose's Diagrams*

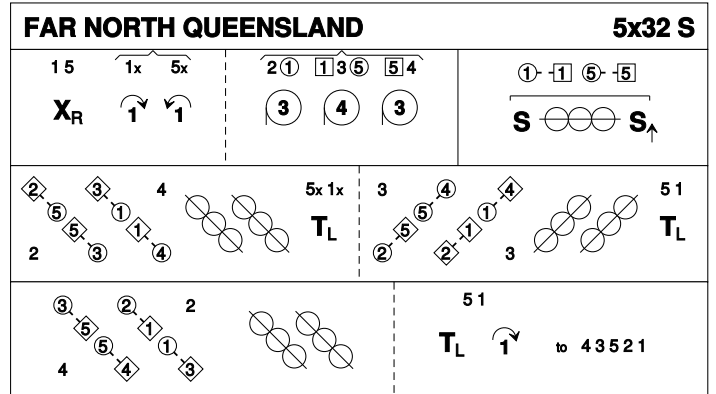
1-4 1s+ 5s cross RH & cast down/up 1 place (2s+4s step up/down)

5-8 1M+2s also 1L+3s+5M also 5L+4s dance circles round to Left. 1s+5s end in middle facing partners (Men facing down, Ladies facing up)

9-16 1s+5s set, dance 1/2 reel of 4; set advancing to partners & pass LSh to face 2nd corner positions

17-24 1s+5s dance 1/2 diag. reel of 4 with 2nd corners, turn LH to face 1st corner positions, dance 1/2 diag. reel of 4 with 1st corners, turn LH to face 4th corner positions (partner's 2nd corner position)

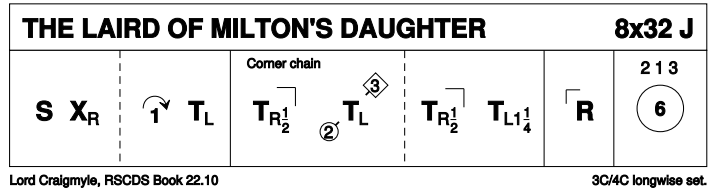
25-32 1s+5s dance 1/2 diag. reel of 4 with 4th corners, turn LH to face out on own sides, cast 1 place (3s+2s step up 31-32) 4 3 5 2 1



**4 THE LAIRD OF MILTON'S DAUGHTER** J32 · 3/4L

*Craigmyle: RSCDS XXII 10 · Crib: MiniCribbs · Diagram: Keith Rose's Diagrams*

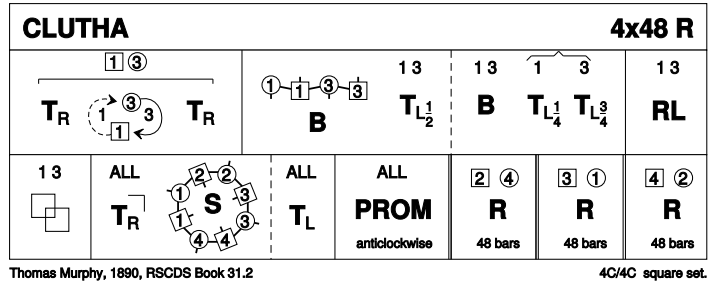
- 1-8 1s set, cross RH, cast 1 place & turn LH to face 1st corners
- 9-24 1s dance Corner Chain with 1st & 2nd corners :  
1s change pl RH with 1st crnrs, 1st crnrs turn LH in centre & return to places giving RH to 1s who turn LH in centre to face 2nd crnrs  
1s change places RH with 2nd crnrs, 2nd crnrs turn LH in centre & return to places giving RH to 1s & 1s end with a 1/2 turn LH to 2nd place own sides
- 25-32 2s+1s+3s circle 6H round & back



**5 CLUTHA** R48 · 4S

*RSCDS XXXI 2 · Crib: MiniCribbs · Diagram: Keith Rose's Diagrams*

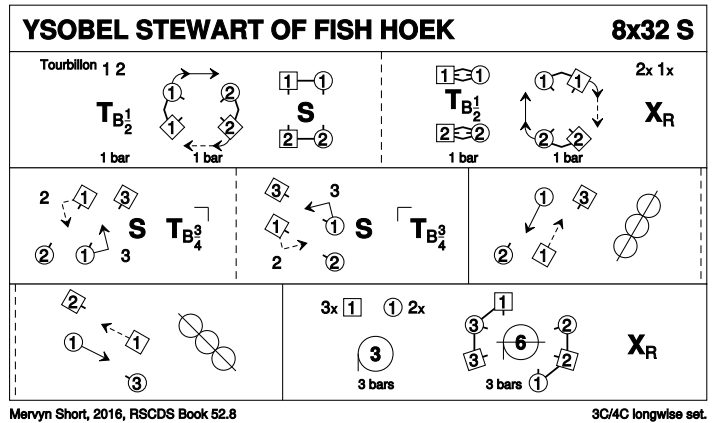
- 1-8 1L+3M turn RH, dance round partner RSh to turn each other again RH ending in middle holding RH & partners LH
- 9-16 1s+3s Bal-in-Line, 1L+3M turn partners LH into the middle & Bal-in-Line again, turn partner LH to original pstns
- 17-24 1s+3s dance R&L
- 25-32 1s+3s dance Ladies' Chain
- 33-40 All turn corners RH retaining hold & hold partners LH to form a circle (men facing out), all set & turn partner LH (4 bars) into prom hold
- 41-48 All dance round anticlockwise in prom hold to original pstns  
Repeat with 2L+4M, 3L+1M, 4L+2M



**6 YSOBEL STEWART OF FISH HOEK** S32 · 3/4L

*Mervyn C Short: RSCDS LII 8 · Crib: MiniCribbs · Diagram: Keith Rose's Diagrams*

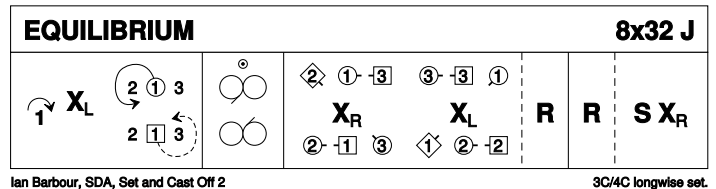
- 1-8 1s+2s dance the Tourbillon
- 9-12 1s set advancing to 1st corners & turn corners 2H into lines of 3 across, 1L between 2s, 1M between 3s
- 13-16 1s set advancing to 2nd corners & turn corners 2H to end 1s in 2nd place opp sides
- 17-24 1s pass LSh to dance 1/2 diag reel of 4 with 3rd corners, pass LSh to dance 1/2 diag reel of 4 with 4th corners. 1s end in 2nd place own sides
- 25-30 1L+3s (at top) & 1M with 2s (at bottom) dance 3H round to Left (3 bars), 1s drop LH and 1L leads 3s down Ladies' side, 1M leads 2s up Men's side into circle 6H 1/2 round to Left. 2 (1) 3
- 31-32 1s cross RH to own sides. 2 1 3



## 7 EQUILIBRIUM J32 · 3/4L

Ian Barbour: Set and Cast Off Volume 2 · Crib: MiniCribs · Diagram: Keith Rose's Diagrams

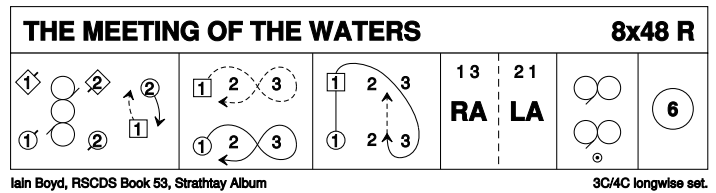
- 1-8 1s cast 1 place, cross LH & cast round their 2nd corners to 2nd place opp sides facing 1st corners
- 9-16 1s dance reel of 3 on opposite sides passing 1st corner RSh to start. 2 (1) 3
- 17-28 1s dance Fig of 8 Grand Chain:  
1s change places RH with 1st crnrs on sides as 2nd crnrs cross diag RH, 1s cross diag LH as others change pl LH on sides, continue this Fig back to place (Each Lady in top pl always cross diag with Man in 3rd pl as others change pl on sides)
- 29-32 1s set & cross RH. 2 1 3



## 8 THE MEETING OF THE WATERS R48 · 3/4L

Iain Boyd: RSCDS LIII 15 · Crib: MiniCribs · Diagram: Keith Rose's Diagrams

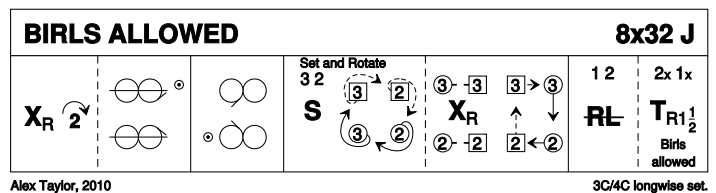
- 1-8 1s+2s dance reel of 4 across (1M & 2L pass LSh while 1L & 2M cast), 1L+2M pass RSh at end, 1L ends facing out
- 9-16 1s dance parallel Figs of 8 round 2s & 3s on own sides (pass 2s RSh to start)
- 17-24 1L followed by 1M casts round 2L, cross down between 3s, cast up to 2nd place on Men's side & cross to own side as 1M ends Men's side (2s step up on bars 19-20)
- 25-32 1s dance RH across with 3s & LH across with 2s
- 33-40 2s+1s+3s dance reels of 3 on own sides (1s giving RSh to 3s to start)
- 41-48 2s+1s+3s circle 6H round & back. 2 1 3



## 9 BIRLS ALLOWED J32 · 3/4L

Alex Taylor: Bannockburn 700 · Crib: MiniCribs · Diagram: Keith Rose's Diagrams

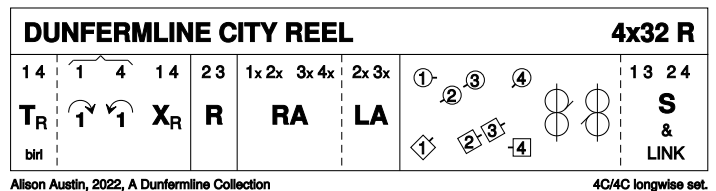
- 1-8 1s cross RH & cast 2 places (3s face down), 1s with 3s+2s dance 1/2 reflection reel of 3 (1s dancing in/up, 3s down/out, 2s in/down to start) (1) 3 2
- 9-16 1s cross down to dance full reels of 3 on own sides. 1 3 2
- 17-24 3s+2s (bottom 2 couples) Set & Rotate:  
Set, rotate singly & dance on 1 place clockwise, change places RH on sides & dance on 1 place to own sides (3s in 2nd pl). 1 2 3
- 25-32 1s+2s dance 1/2 R&L, 2s+1s turn partner 1.1/2 times RH. 2 1 3



## 10 DUNFERMLINE CITY REEL R32 · 4/4L

Alison Austin: A Dunfermline Collection · Crib: MiniCribs · Diagram: Keith Rose's Diagrams

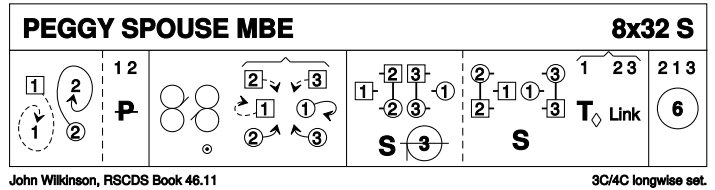
- 1-8 1s+4s turn RH (birl); 1s+4s cast down/up & cross RH (2s+3s step up/down on bars 5-6).
- 9-16 2s+3s repeat 1-8
- 17-20 1s+2s & 3s+4s dance right RH across
- 21-24 2s+3s dance LH across, finish 2M+3M facing up, 2L+3L facing down. (1) (2) (3) (4)
- 25-28 2M followed by 3M dance 1/2 Tandem Reel across with 1s (LSh to 1L) while 3L followed by 2L dance 1/2 Tandem Reel across with 4s (LSh to 4M) to finish 1 3 2 4.
- 29-32 1s+3s & 2s+4 Set+Link. 3 1 4 2



**11 PEGGY SPOUSE MBE** S32 · 3/4L

John Wilkinson: RSCDS XLVI 11 · Crib: MiniCribs · Diagram: Keith Rose's Diagrams

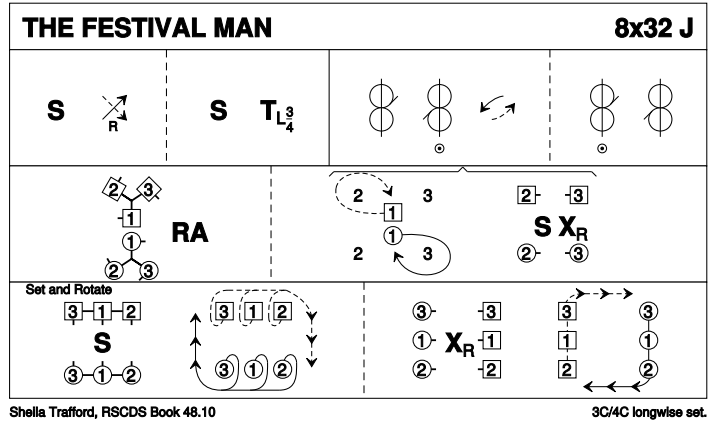
- 1-8 1L+2M pass LSh & dance round partners by the RSh to end BtoB facing partners, 1s+2s dance 1/2 Diamond Poussette. 2 1 3
- 9-16 1s dance reels of 3 across giving LSh to 1st corners & end 1L dancing up between 2s to face down as 1M dances down between 3s to face up as 2s dance in to face up to 1L as 3s dance in to face down to 1M
- 17-24 1L+2s also 1M+3s set & circle 3H round to left 1/2 way, 1s set & petronella turn to 2nd place own sides **while** 2s & 3s Set+Link to own sides
- 25-32 2s+1s+3s circle 6H round & back



**12 THE FESTIVAL MAN** J32 · 3/4L

Sheila Trafford: RSCDS XLVIII 10 · Crib: MiniCribs · Diagram: Keith Rose's Diagrams

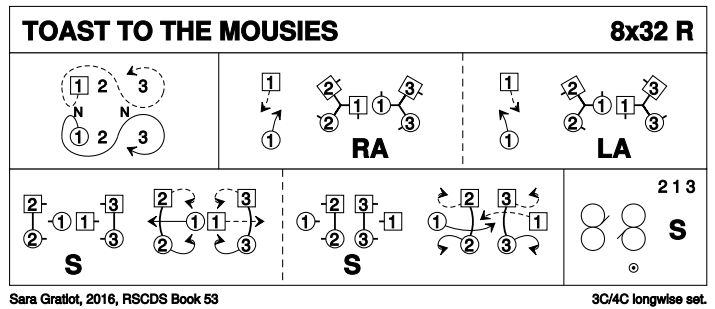
- 1-8 1s set, cross down RH to 2nd place opposite sides, set, turn LH 3/4 to finish 1L between 2s, 1M between 3s, facing opposite sides
  - 9-16 1L+2s, 1M+3s dance 1/2 LSh reels of 3 across. Bar 12 1s pass by Left to continue reels with other couples. 1s finish in middle 1L facing up, 1M facing down
  - 17-20 1L+2L+3L also 1M+2M+3M dance RH across on own sides
  - 21-24 1s dance out of end (1L up, 1M down) and cast to Right into 2nd place own sides **while** 2M+3M also 2L+3L set and change place RH on sides
  - 25-32 3s+1s+2s Set & Rotate for 3 couples
- Set & rotate singly & chase 1 place clockwise, all change places RH with opposite person & chase clockwise to own sides.



**13 TOAST TO THE MOUSIES** R32 · 3/4L

Sara Gratiot: RSCDS LIII 13 · Crib: MiniCribs · Diagram: Keith Rose's Diagrams

- 1-8 1s dance in & cast 1 place (2s step up), dance down between 3s & cast up to 2nd place
- 9-16 2s+1L also 1M+3s dance RH across & 1s pass RSh to dance LH across with other couple, 1s end back to back in the middle (1M facing up, 1L down) facing 2s/3s (2s facing down, 3s up NHJ)
- 17-20 All set, 2s & 3s make arches, dance down/up to meet as 1s dance under arches. Finish 1M in 1st place, 1L in 3rd place (facing down/up) & 2s & 3s back to back in middle NHJ (2s facing up, 3s down).
- 21-24 All set, 2s & 3s making arches dance to ends & cast into reel **while** 1s dance under arch passing LSh and finish between end couple facing 1st crnr
- 25-32 2s+1L also 1M+3s dance LSh reels across (2s+3s make loops into the reel) to end 2 1 3. All set

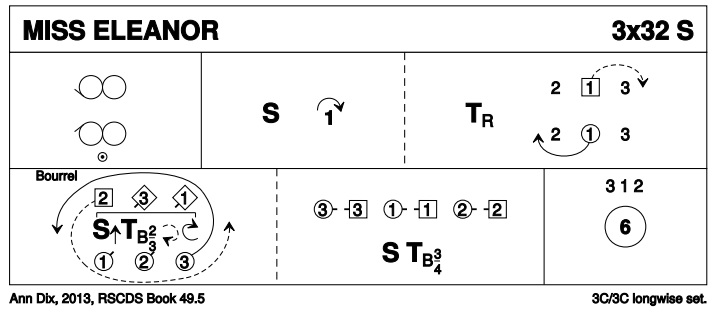


Note: after 2nd time through 1s may repeat bars 1-4 to get to 4th place

**14 MISS ELEANOR** S32 · 3/3L

Ann Dix: RSCDS XLIX 5 · Crib: MiniCribbs · Diagram: Keith Rose's Diagrams

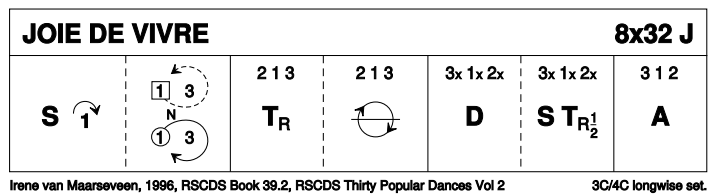
- 1-8 1s+2s+3s dance Mirror (Reflection) reels of 3 on sides (1s in/down to start)
- 9-16 1s set, cast (2s step up) & turn RH. 1L casts to 3rd place, 1M casts up to 1st place (2M steps down & 3L steps up)
- 17-24 All dance 3 couple Bourrel:  
 17-20 1M+3L also 2M+1L set advcg & 3/4 turn 2H to line up/down middle then pull back RSh turning to face own ptrns as 3M & 2L chase anticl'wise to face them
- 21-24 All set & turn 2H to own sides. 3 1 2
- 25-32 3s+1s+2s circle 6H round & back



**15 JOIE DE VIVRE** J32 · 3/4L

Irene van Maarseveen: RSCDS XXXIX 2 · Crib: MiniCribbs · Diagram: Keith Rose's Diagrams

- 1-8 1s set, cast 1 place, 1s dance down between 3s & cast back to 2nd place on own sides
- 9-16 2s+1s+3s turn RH & chase 1/2 way round clockwise
- 17-24 3s+1s+2s dance DoSiDo, set & 1/2 turn partners RH for Allemande
- 25-32 3s+1s+2s dance Allemande



**16 THE HIGHLAND RAMBLER** R40 · 3/4L

Roy Goldring: Thirty Popular Dances, Volume Two · Crib: MiniCribbs · Diagram: Keith Rose's Diagrams

- 1-8 1s dance in & cast to 2nd place, dance RH across with 3s
- 9-16 2s+1s dance LH across, 1L followed by partner cast up round 2L & dance down middle to 1L between 3s & 1M between 2s
- 17-24 1s+2s+3s dance down the middle & back
- 25-32 1M followed by partner dance up, cast down round 2L to 2nd places on own side & turn RH
- 33-40 2s+1s+3s circle 6H round & back

