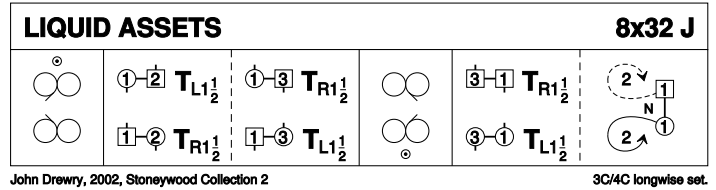


Atholl SCDC - 22 April 25 - Claire's Programme

1 LIQUID ASSETS J32 · 3/4L

John Drewry: *New Dances by John Drewry 2003* · Crib: *MiniCribs* · Diagram: *Keith Rose's Diagrams*

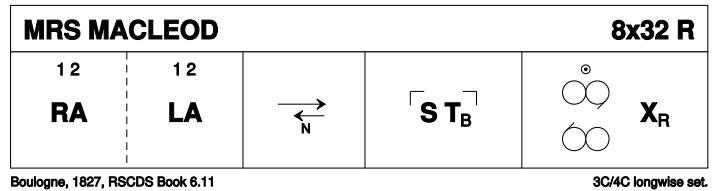
- 1-8 1s cross down to dance reflection reels of 3 on opposite sides 1s ending at top on opposite sides facing in & 2s face out
- 9-16 1s turn 2s 1.1/2 times with nearer hands, 1s turn 3s 1.1/2 times with other hand
- 17-24 1s cross up to dance reels of 3 on own side At end 3s face out
- 25-32 1s turn 3s 1.1/2 times with nearer hands, 1s dance up to top & cast to 2nd places



2 MRS MACLEOD R32 · 3/4L

RSCDS VI 11 · Crib: *MiniCribs* · Diagram: *Keith Rose's Diagrams*

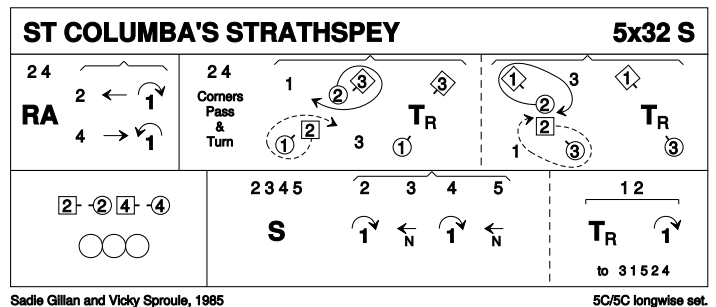
- 1-8 1s+2s dance RH across & LH back
- 9-16 1s dance NHJ down the middle & up to face 1st corners
- 17-24 1s set to 1st corners & turn 2H, set & turn 2nd corners
- 25-32 1s dance reels of 3 on opposite sides giving LSh to 1st corners & cross to 2nd place own sides



3 SAINT COLUMBA'S STRATHSPEY S32 · 5/5L

Vicky Sproule & Sadie L. Gillan: *Saint Columba's Strathspey (Leaflet)* · Crib: *MiniCribs* · Diagram: *Keith Rose's Diagrams*

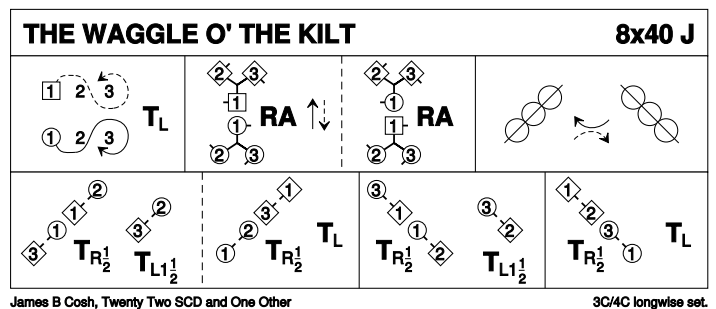
- 1-8 2s+4s dance RH across, 2s dance up **while** 4s dance down, 2s & 4s casting round ends on own sides to face 1st corners
- 9-16 2s+4s Pass+Turn with 1st corners, pass partner LSh & Pass+Turn with 2nd corners & into centre facing partner (L facing down M up)
- 17-24 2s+4s dance reel of 4 ending in original places on sides
- 25-32 2s & 4s set & cast down 1 place **while** 3s & 5s set & dance up 1 place, 1s & 2s turn RH & cast down 1 place. 3 1 5 2 4



4 THE WAGGLE O' THE KILT J40 · 3/4L

James B Cosh: *Twenty Two SCD* · Crib: *MiniCribs* · Diagram: *Keith Rose's Diagrams*

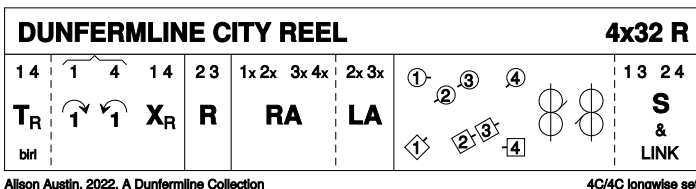
- 1-8 1s cast 1 place & lead down between 3s, cast up to 2nd place & turn LH to end BtoB facing own sides
- 9-16 1s dance RH across (1M with 2M+3M & 1L with 2L+3L), 1s passing RSh dance RH across with other side (1s end facing 1st corners)
- 17-24 1s dance 1/2 diagonal reel of 4 with 1st corners & pass LSh, 1/2 reel of 4 with 2nd corners & end facing 3rd corner (psth)
- 25-32 1s+3rd corners 1/2 turn RH & corners turn LH 1.1/2 times in centre to face opp corner, 1s+corners 1/2 turn RH & 1s turn LH to face 4th corners
- 33-40 1s+4th corners 1/2 turn RH & corners turn LH 1.1/2 times in centre to face opp corner, 1s+corners 1/2 turn RH & 1s turn LH to 2nd place. 2 1 3



5 DUNFERMLINE CITY REEL R32 · 4/4L

Alison Austin: A Dunfermline Collection · Crib: MiniCribbs · Diagram: Keith Rose's Diagrams

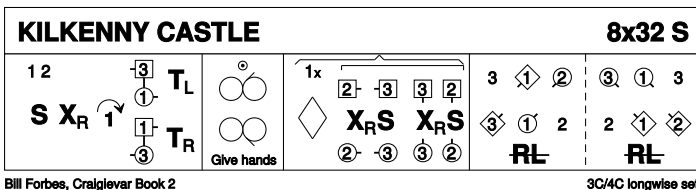
- 1-8 1s+4s turn RH (birl); 1s+4s cast down/up & cross RH (2s+3s step up/down on bars 5-6).
 9-16 2s+3s repeat 1-8
 17-20 1s+2s & 3s+4s dance right RH across
 21-24 2s+3s dance LH across, finish 2M+3M facing up, 2L+3L facing down. (1) (2) (3) (4)
 25-28 2M followed by 3M dance 1/2 Tandem Reel across with 1s (LSh to 1L) **while** 3L followed by 2L dance 1/2 Tandem Reel across with 4s (LSh to 4M) to finish 1 3 2 4.
 29-32 1s+3s & 2s+4 Set+Link. 3 1 4 2



6 KILKENNY CASTLE S32 · 3/4L

Bill Forbes: Craigievar Book 2 · Crib: MiniCribbs · Diagram: Keith Rose's Diagrams

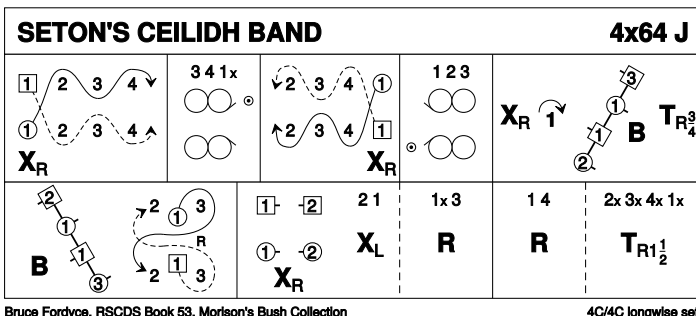
- 1-8 1s+2s set, 1s cross RH & cast 1 place (2s step up), 1s dance in to meet partner & face down, 1s turn 3s with nearer hand to face up
 9-16 1s dance reflection reels of 3 on sides (1s dancing in & up between 2s to start)
 17-24 1s Petronella turn to middle as 2L+3L & 2M+3M change pl RH, set in lines across, 1s petronella turn to sides as 2s+3s cross RH & set on sides
 25-32 1s dance Diag R&L (1M crossing down & 1L crossing up)



7 SETON'S CEILIDH BAND J64 · 4/4L

A Bruce Fordyce: RSCDS LIII 12 · Crib: MiniCribbs · Diagram: Keith Rose's Diagrams

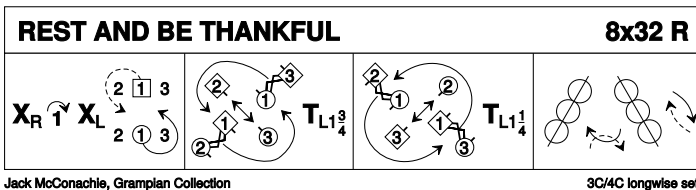
- 1-8 1s cross RH & cast 1 place (2 step up), dance down between 3s (3s step up) & cast down behind 4s to 4th place (4s step up)
 9-16 1s dance reflection reels of 3 on opposite sides (1s in/up, 4s out/down)
 17-24 1s cross RH & cast up 1 place, lead up between 3s & cast up behind 2s to 1st place own sides
 25-32 1s dance reflection reels of 3 on own sides (1s in down, 2s out/up)
 33-40 1s cross RH & cast down 1 place (2 step up) 1s give RH to partner & LH to 1st corners, Bal-in-Line & turn partner RH to give LH to 2nd corners
 41-48 Bal-in-Line & 1s dance out & cast down behind 3s, meet & lead up to top crossing to 1st place own sides (2s step down)
 49-60 1L+2L & 1M+2M change places RH on sides & 2s+1s cross over LH, repeat with 3s & 4s until reaching the bottom of the set
 61-64 All turn partners RH 1.1/2 times



8 REST AND BE THANKFUL R32 · 3/4L

Jack McConachie: Grampian Collection of Scottish Country Dances · Crib: MiniCribbs · Diagram: Keith Rose's Diagrams

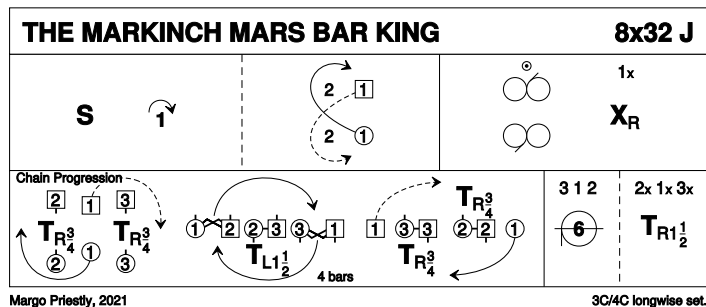
- 1-8 1s cross RH & cast 1 place, cross LH & cast (Lady up & Man down) to meet 1st corners in prom hold
 9-16 1s+1st corner dance 1/2 way round behind 2nd corner to 3rd corner **while** 2nd corners Adv+Ret diagonally;
 1s leave 1st corners & turn 1.3/4 LH to meet 2nd corners in prom hold (1st corners now in diag opp place)
 17-24 1s dance with 2nd corner person 1/2 way round to 4th corner **while** 1st corners Adv+Ret;
 1s leave 2nd corners & turn 1.1/4 LH to face 1st corner (position)
 25-32 1s dance 1/2 diag Reel of 4 with 1st corners, pass RSh & dance 1/2 diag Reel with 2nd corners to end on own sides 2nd place



9 THE MARKINCH MARS BAR KING J32 · 3/4L

Margo Priestley: In Honour of Volume 1 · Crib: MiniCribbs · Diagram: Keith Rose's Diagrams

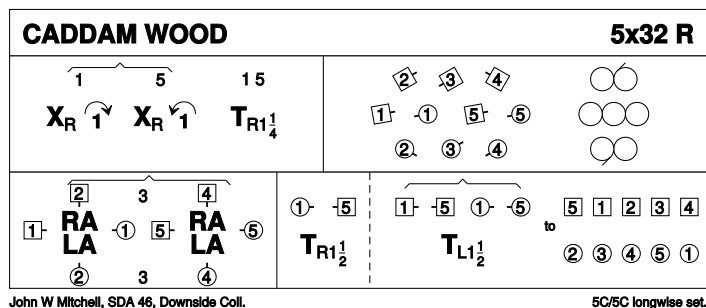
- 1-8 1s set, cast (2s step up); 1s dance 1/2 Fig 8 up round 2s
- 9-16 1s dance 6 bar RSh reels of 3 on sides (1L down RSh to 3M, 1M up RSh to 2L), 1s cross to 2nd place own side facing out
- 17-24 Promenade (Chaperoned) Chain progression:
 17-18 2s & 3s 3/4 turn partner RH into middle **while** 1s dance clockwise 1/4 round the set picking up 2L/3M ...
 19-22 who promenade 1/2 way clockwise **while** middle people (2M + 3L) turn LH 1.1/2.
 23-24 2s & 3s turn partner RH 3/4 to own sides **while** 1s dance clockwise 1/4 round to end in 2nd place. 3 1 2
- 25-32 3s+1s+2s circle 6H 1/2 round to left; all turn partner 1.1/2 RH. End 2 1 3



10 CADDAM WOOD R32 · 5/5L

John W Mitchell: Whethery Scottish Country Dance Sheets · Crib: MiniCribbs · Diagram: Keith Rose's Diagrams

- 1-8 1s+5s cross RH, cast in 1 place & turn partners RH 1.1/4 times to end in line in the middle Ladies facing down & Men up
- 9-16 1s+5s dance RSh reel of 4 in middle **while** 2s+3s+4s dance RSh reels of 3 on own sides (3L up & 3M down to start)
- 17-24 2s+1s also 5s+4s dance RH across & LH back ending with 1M facing 5L in centre
- 25-32 1M+5L turn RH 1.1/2 times to change pl, then 1L+5L also 1M+5M turn LH 1.1/2 times to end own sides
 Men's side 2 3 4 5 1 & Ladies 5 1 2 3 4

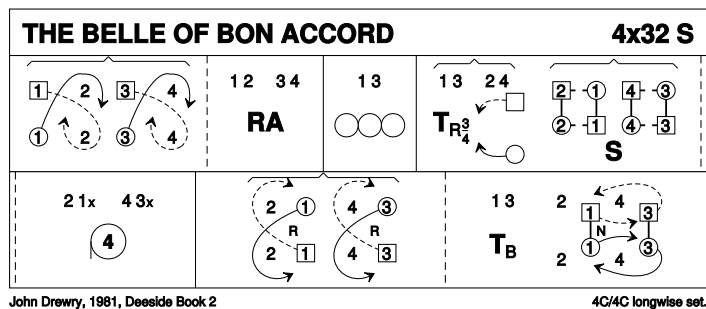


Repeat with new partners 4 more times

11 THE BELLE OF BON ACCORD S32 · 4/4L

John Drewry: Deeside Book Part 2 · Crib: MiniCribbs · Diagram: Keith Rose's Diagrams

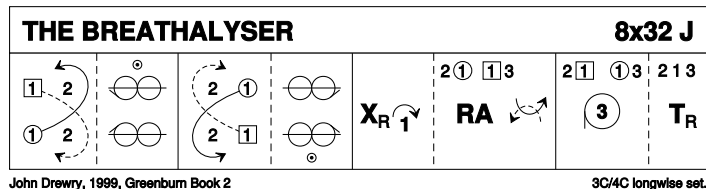
- 1-8 1L & 3L cross down 1 pl & cast up on opp side into centre as 1M & 3M dance across & cast down into centre, 1s+2s & 3s+4s dance RH across
- 9-16 1s & 3s dance reel of 4 up & down centre of dance
- 17-24 1s & 3s 3/4 turn RH to face up **while** 2s & 4s dance up on sides & turn in to face down & all set, all circle 4H round to left & end on sides
- 25-32 1s & 3s lead up between 2s/4s crossing over & cast down 1 place, 1s & 3s turn 2H & 1s dance down to 4th place as 3s cast up on own sides to 2nd pl



12 THE BREATHALYSER J32 · 3/4L

John Drewry: The Greenburn Book 2 · Crib: MiniCribbs · Diagram: Keith Rose's Diagrams

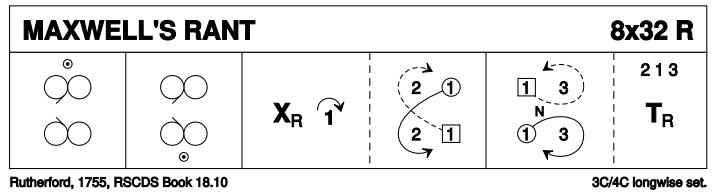
- 1-8 1s dance 1/2 Fig of 8 round 2s & 1/2 reel of 3 on sides dancing in & down to start
- 9-16 1s dance 1/2 Fig of 8 up round 2s & 1/2 reel of 3 on sides dancing in & up to start
- 17-24 1s cross RH, cast 1 place, dance RH across (Man with 2s & Lady with 3s) & cross passing LSh to...
- 25-32 1s circle 3H round to left (Man with 3s & Lady with 2s), 2s+1s+3s turn RH



13 MAXWELL'S RANT R32 · 3/4L

David Rutherford: RSCDS XVIII 10 · Crib: MiniCribbs · Diagram: Keith Rose's Diagrams

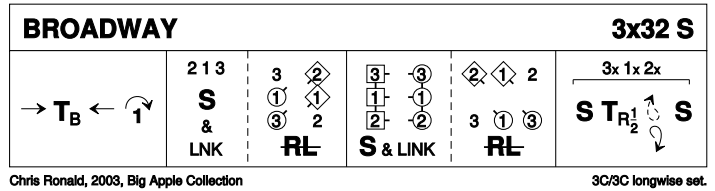
- 1-8 1s cross down to dance reflection reels of 3 on opposite sides
- 9-16 1s cross down to dance reflection reels of 3 on own sides
- 17-24 1s cross RH, cast to 2nd place & dance 1/2 Fig of 8 round 2s
- 25-32 1s dance down between the 3s, cast up to 2nd place & 2s+1s+3s turn partners RH



14 BROADWAY S32 · 3/3L

Chris Ronald: The Big Apple Collection · Crib: MiniCribbs · Diagram: Keith Rose's Diagrams

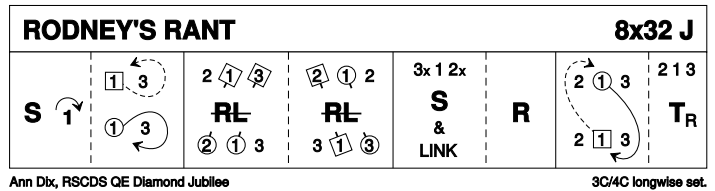
- 1-8 1s dance down (2 bars) & turn 2H (2 bars), 1s dance up & cast to 2nd place
- 9-16 2s+1s+3s Set+Link for 3, 1s dance 1/2 Diag R&L starting Diagonally left
- 17-24 All Set+Link for 3, 1s dance 1/2 Diag R&L starting Diagonally left. (3)(1)(2)
- 25-32 All set & 1/2 turn RH, face partner and pull back RSh, dance out to places & set. 3 1 2



15 RODNEY'S RANT J32 · 3/4L

Ann Dix: QE Diamond Jubilee Dances · Crib: MiniCribbs · Diagram: Keith Rose's Diagrams

- 1-8 1s set & cast 1 place; 1s dance down between 3s & cast up to 2nd places
- 9-16 1s dance Diag R&L. (3)1(2)
- 17-24 All Set+Link for 3 twice. 2(1)3
- 25-32 1L dances 1/2 Fig of 8 round 2s as 1M dances 1/2 Fig of 8 round 3s (1L up, 1M down); all turn partners RH



16 DUKE OF PERTH R32 · 3/4L

RSCDS I 8 · Crib: MiniCribbs · Diagram: Keith Rose's Diagrams

- 1-8 1s turn RH, cast to 2nd place, turn LH to face 1st corners
- 9-16 1s turn 1st corner, partner, 2nd corner, & partner to face 1st corners
- 17-24 1s set to & turn 1st corner 2H, set to & turn 2nd corner
- 25-32 1s dance Reel of 3 on opposite sides giving LSh to 1st corner & cross back to own sides

