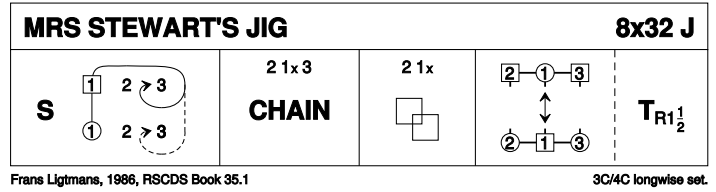


Atholl SCDC 19 Nov 24 - Bill's Programme

1 MRS STEWART'S JIG J32 · 3/4L

Frans Ligtmans: RSCDS XXXV 1 · Crib: MiniCribbs · Diagram: Keith Rose's Diagrams

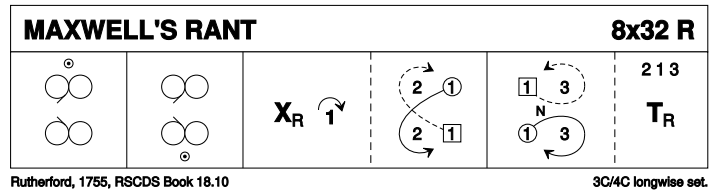
- 1-8 1s set, 1L followed by partner casts 2 places, 1L crosses (below 3s) & casts up on Men's side to 2nd place facing down **while** 1M dances round 3L & up the middle to 2nd place Ladies' side facing down
- 9-16 2s+1s+3s dance Grand Chain, end with 2M & 1M facing out
- 17-24 2s+1s dance Ladies' Chain
- 25-32 2s+1s+3s Adv+Ret; 1s turn 1.1/2 RH to own sides. 213



2 MAXWELL'S RANT R32 · 3/4L

David Rutherford: RSCDS XVIII 10 · Crib: MiniCribbs · Diagram: Keith Rose's Diagrams

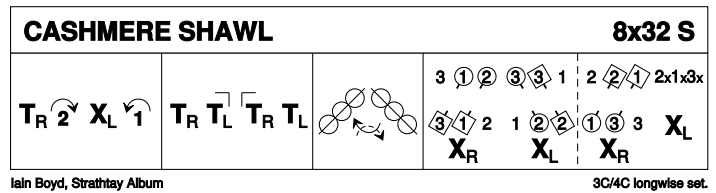
- 1-8 1s cross down to dance reflection reels of 3 on opposite sides
- 9-16 1s cross down to dance reflection reels of 3 on own sides
- 17-24 1s cross RH, cast to 2nd place & dance 1/2 Fig of 8 round 2s
- 25-32 1s dance down between the 3s, cast up to 2nd place & 2s+1s+3s turn partners RH



3 THE CASHMERE SHAWL S32 · 3/4L

Iain Boyd: The Strathtay Album · Crib: MiniCribbs · Diagram: Keith Rose's Diagrams

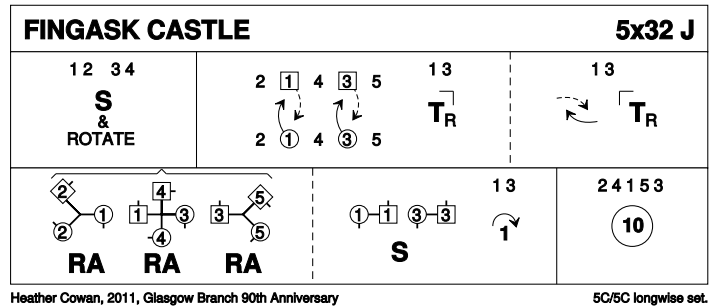
- 1-8 1s turn RH & cast down 2 places, cross LH & cast up to 2nd place opposite sides
- 9-16 1s turn RH & turn 1st corners LH, turn 2nd corners RH & turn partner LH to face 1st corners
- 17-24 1s 1/2 diagonal reel of 4 with 1st corners, pass RSh & dance 1/2 diagonal reel with 2nd corners. (3)(1)(2)
- 25-32 1s (centre couple) change places RH with person diagonally to Right,
New centre couple change LH with person diagonally to Left,
New centre couple change RH with person diagonally to Right
All cross LH



4 FINGASK CASTLE J32 · 5/5L

Heather Cowan: Glasgow Branch 90th Anniversary · Crib: MiniCribbs · Diagram: Keith Rose's Diagrams

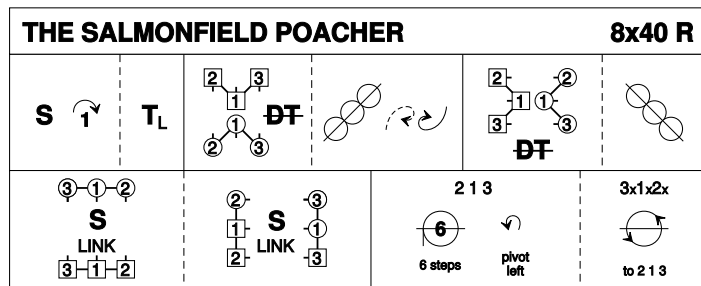
- 1-8 1s+2s also 3s+4s Set & Rotate 2 1 4 3 5
- 9-16 1s+3s pass partners RSh, turn 1st corners RH, pass partners RSh, and turn 2nd corners RH retaining hands
- 17-24 1M with 2s, 1L+3M with 4s & 3L+5s dance RH across once round. 1s+3s join LH with partners, set facing own sides and cast 1 place (4s+5s step up bars 23-24) 2 4 1 5 3
- 25-32 All circle 10H round and back



5 THE SALMONFIELD POACHER R40 · 3/4L

Ian Barbour: Highlander Collection Vol 1 · Crib: MiniCribbs · Diagram: Keith Rose's Diagrams

- 1-8 1s set & cast 1 place, turn LH into double triangle positions facing own sides
- 9-16 2s+1s+3s set, 1s turn to face 1st crnrs & dance 1/2 diaig reel of 4 with 1st crnrs, 1s turn right about into triangle position Man facing down & Lady up
- 17-24 2s+1s+3s set, 1s turn to face 2nd corners & dance 1/2 reel of 4 with 2nd corners & 1s end 2nd place opposite sides
- 25-32 3s+1s+2s Set+Link for 3 twice
- 33-40 2s+1s+3s circle 6H round 1/2 way & chase back anticlockwise



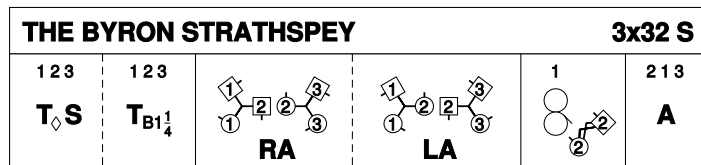
Ian Barbour, Highlander Collection 1

3C/4C longwise set.

6 THE BYRON STRATHSPEY S32 · 3/3L

John Drewry: Deeside Book Part 2 · Crib: MiniCribbs · Diagram: Keith Rose's Diagrams

- 1-8 All petronella turn into the centre & set to partner, turn 2H 1.1/4 times back to places
- 9-16 1s+2L & 3s+2M dance RH across, 2s pass RSh & dance LH across with other couple
- 17-24 2s in prom hold dance reel of 3 with 1s passing 1L RSh. End with 2s in centre at top, 1s casting to follow 2s & 3s stepping in ready for ...
- 25-32 2s+1s+3s dance Allemande. 3 1 2



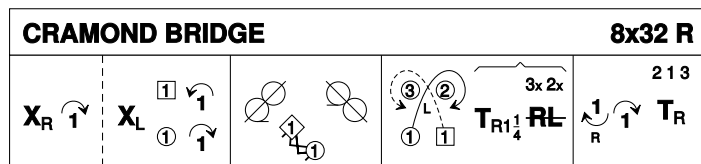
John Drewry, 1975, Deeside Book 2

3C/3C longwise set.

7 CRAMOND BRIDGE R32 · 3/4L

Valerie Farr: The London Jubilee Book (1979) · Crib: MiniCribbs · Diagram: Keith Rose's Diagrams

- 1-8 1s cross RH & cast 1 place, cross LH & cast (Lady up, Man down), to meet in middle in prom hold facing 2nd Man
- 9-16 1s dance 1/2 diagonal reel with 1st corners & 1/2 reel with 2nd corners, end in middle facing Ladies' side
- 17-24 1s lead out, cross & cast (Lady up, Man down) to meet in middle; 1s turn 1.1/4 RH in centre to face up (Lady on Man's right) as 2s+3s dance 1/2 R&L round them
- 25-32 1s lead up & cast to 2nd place & 2s+1s+3s turn partners RH



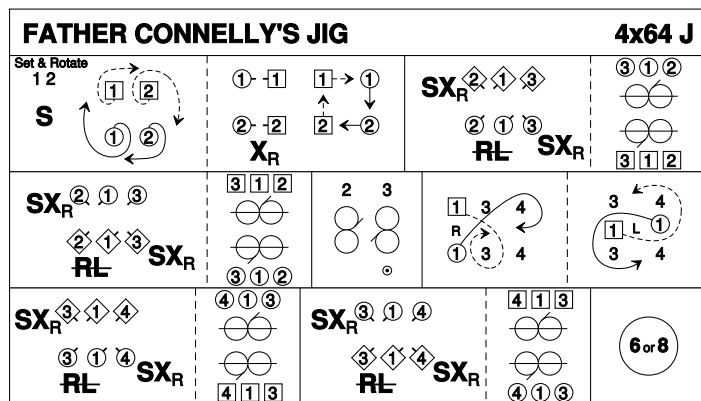
Valerie Farr, 1979, London Jubilee Book

3C/4C longwise set.

8 FATHER CONNELLY'S JIG J64 · 4/4L

John Drewry: The Donside Book · Crib: MiniCribbs · Diagram: Keith Rose's Diagrams

- 1-8 1s+2s Set & Rotate:
Set, rotate singly & dance on 1 place clockwise, change places RH on sides & dance on 1 place to own sides. Order 2 1 3 4
- 9-16 1s dance 1/2 diag R&L with 1st corners **while** 2nd corners set & change places diagonally RH, 1s dance 1/2 RSh reels of 3 on opposite sides (1M up, 1L down). (2)(1)(3) 4
- 17-24 1s dance 1/2 diag R&L with 3rd corner (pstrn) **while** 2nd corners (pstrn) set & change places diagonally, 1s dance 1/2 RSh reels of 3 on own sides (1M down, 1L up). 2 1 3 4
- 25-32 1s dance reels of 3 across Lady with 2s & Man with 3s (LSh to 1st corner)
- 33-40 1s cross down between 3s, 1L casts up round 3M & 1M casts down round 4L, 1s change places LH in centre & cast to 3rd place own sides
- 41-56 3s+1s+4s (bottom 3 couples) repeat bars 9-24. Order 2 3 1 4
- 57-64 All (or bottom 3 couples only) circle 8(6)H round & back. 1s step down to end 2 3 4 1



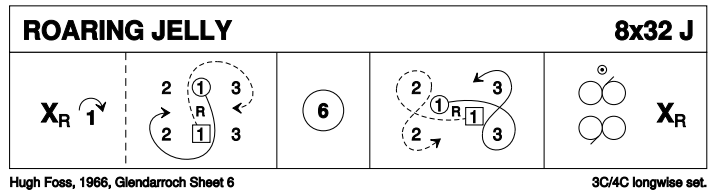
John Drewry, 1990, Donside Book

4C/4C longwise set.

9 ROARING JELLY J32 · 3/4L

Hugh Foss: Scottish Dance Archives - The Donald Collection (Online List) · Crib: MiniCribS · Diagram: Keith Rose's Diagrams

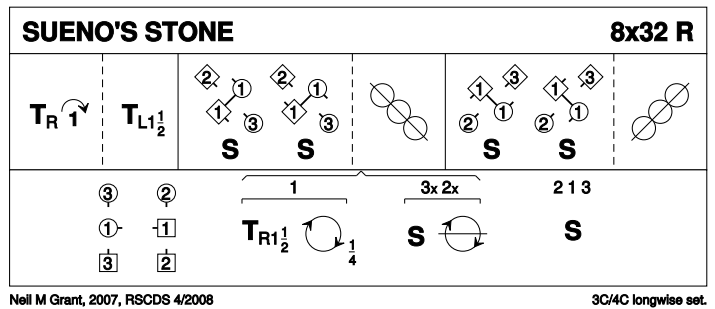
- 1-8 1s cross RH, cast 1 place, cross RH & cast (Man up & Lady down) into centre, 1M between 2s, 1L between 3s
- 9-16 1s+2s+3s circle 6H round & back (1s end in centre)
- 17-24 1s change places RH & dance out of ends to their right, into Figs of 8 (Lady round 2s as 1M dances round 3s)
- 25-32 1s dance reels of 3 on opposite sides giving RSh to 2nd corners & cross RH to places



10 SUENO'S STONE R32 · 3/4L

Neil M Grant: Magazine Dances 2005-2009 · Crib: MiniCribS · Diagram: Keith Rose's Diagrams

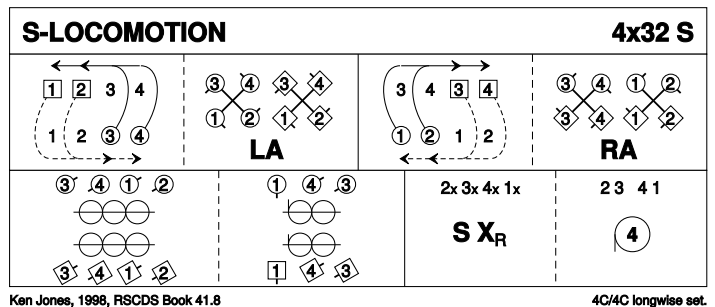
- 1-8 1s turn RH & cast 1 place, 1s turn LH 1.1/2 times to face 2nd corners (side by side holding LH)
- 9-16 1s set to 2nd corners & turning inwards set to 4th corner, 1s dance 1/2 reel of 4 with 4th corners & end facing 1st corners (holding LH)
- 17-24 1s set to 1st corners & turning inwards set to 3rd corner, 1s dance 1/2 reel of 4 with 3rd corners & end in middle facing partner (1M down, 1L up)
- 25-28 2s+3s set & dance on clockwise 1 place while 1s turn RH 1.1/2 times to end 1L between 2L+3L (at top) & 1M between 2M+3M
- 29-32 All chase on 1 place to own sides & set. 2 1 3



11 S-LOCOMOTION S32 · 4/4L

Ken Jones: RSCDS XLI 8 · Crib: MiniCribS · Diagram: Keith Rose's Diagrams

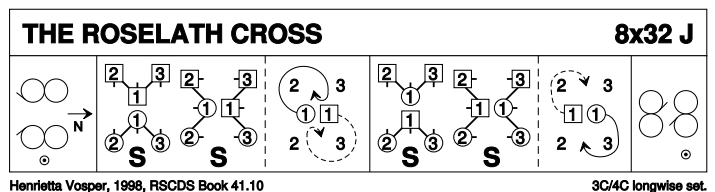
- 1-8 1L+2L cross passing partner LSh & cast down 2 places as 3M+4M cross & cast up 2 places, top 4 Men also bottom 4 Ladies dance LH across.
- 9-16 1M+2M cross passing opp dancer RSh & cast down 2 places as 3L+4L cross & cast up 2 places, top 2 cpls also bottom 2 cpls dance RH across.
- 17-24 3s+4s+1s+2s dance 1/2 RSh reels of 4 on sides, 1s+4s+3s (bottom 3 couples) dance 1/2 reels of 3 on sides.
- 25-32 All set, cross RH, 2s+3s also 4s+1s circle 4H round to left.



12 THE ROSELATH CROSS J32 · 3/4L

Henrietta Vosper: RSCDS XLI 10 · Crib: MiniCribS · Diagram: Keith Rose's Diagrams

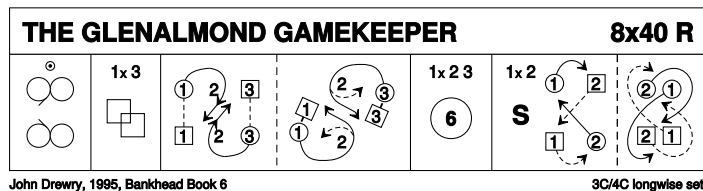
- 1-8 1s+2s+3s dance reflection reels of 3 on sides (1s dance in & down to start) & end with 1s in 2nd pl BtoB facing own sides & 2s in 1st pl
- 9-16 2s+1s+3s set, 1s 1/4 turn to right & set with 2s+3s (as Crown Triangles), 1s dance RSh round RH cnr into middle BtoB facing opp sides
- 17-24 Repeat from new positions 1s ending in 2nd place own sides
- 25-32 1s dance reels of 3 across (Lady with 2s & Man with 3s)



13 THE GLENALMOND GAMEKEEPER R40 · 3/4L

John Drewry: Bankhead Book Part 6 · Crib: MiniCribbs · Diagram: Keith Rose's Diagrams

- 1-8 1s cross down to dance reflection reels of 3 on opposite sides with 1s & 3s ending in centre facing down/up
- 9-16 1s+3s dance Ladies' Chain ending with 1M facing Ladies' side & 3M facing Men's side with partners behind them
- 17-24 1M also 3M (followed by ptrns & cast to start) dance a Fig of 8 round standing 2s passing firstly LSh in middle & then RSh to end back in middle
- 25-32 1s+2s+3s circle 6H round & back
- 33-40 1s+2s set & dance 3/4 double Fig of 8 (1s cast to start) with 1s ending in 2nd place



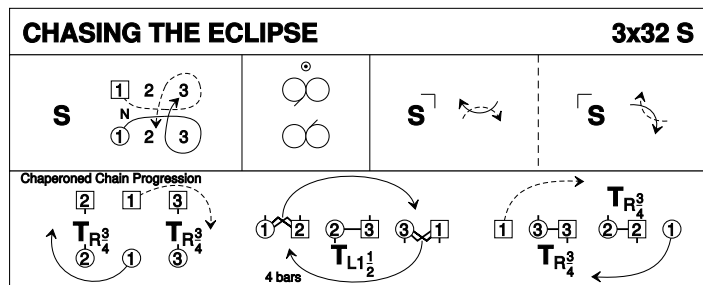
John Drewry, 1995, Bankhead Book 6

3C/4C longwise set.

14 CHASING THE ECLIPSE S32 · 3/3L

Sandy Gallamore: The Highland Road Collection · Crib: MiniCribbs · Diagram: Keith Rose's Diagrams

- 1-8 1s set, dance down below 3s (2s step up), cast up to 2nd place, pass LSh to face 1st corners
- 9-16 1s dance RSh reels of 3 on opposite sides, 1s end facing 1st corners
- 17-24 1s set to 1st corners, dance 3/4 round partner by RSh, 1s set to 2nd corners, dance round partner to own side, facing out
- 25-32 Promenade (Chaperoned) Chain progression:
 25-26 2s & 3s 3/4 turn partner RH into middle **while** 1s dance clockwise 1/4 round the set picking up 2L/3M ...
 27-30 who promenade 1/2 way clockwise **while** middle people (2M + 3L) turn LH 1.1/2.
 31-32 2s & 3s turn partner RH 3/4 to own sides **while** 1s dance clockwise 1/4 round to end in 2nd place. 3 1 2



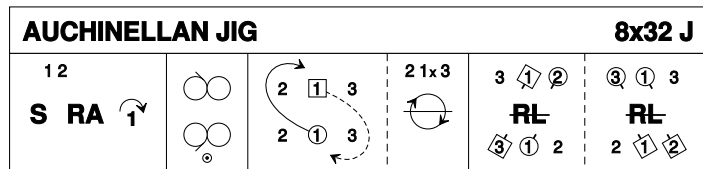
Sandy Gallamore, 2013, Highland Road Collection

3C/3C longwise set.

15 AUCHINELLAN JIG J32 · 3/4L

Alice McLean: The Auchinellan Collection · Crib: MiniCribbs · Diagram: Keith Rose's Diagrams

- 1-8 1s+2s set, dance RH across once round, 1s cast to 2nd place as 2s dance up
- 9-16 1s dance reflection reel of 3 on own sides (down between 3s to start)
- 17-24 1s dance 1/2 Figs of 8 (1M up with 2s & 1L down with 3s), 2s+1s+3s chase clockwise 1/2 way
- 25-32 1s dance diag R&L (1M crossing down & 1L crossing up to start)



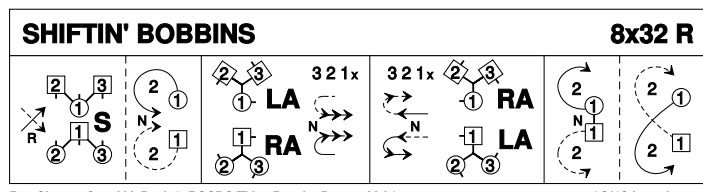
Alice McLean, Auchinellan Collection

3C/4C longwise set.

16 SHIFTIN' BOBBINS R32 · 3/4L

Roy Clowes: Thirty Popular Dances, Volume Two · Crib: MiniCribbs · Diagram: Keith Rose's Diagrams

- 1-8 1s cross RH to double triangle position with 2s+3s & set, 1s cast up to top & dance down until they are between 2s & 3s
- 9-16 1L dances RH across with 2M+3M **while** 1M dances LH across with 2L+3L, 1s followed by 2s+3s dance down centre
- 17-24 3s followed by 2s+1s dance up & 3s+2s cast down to places, 1L dances LH across with 2M+3M **while** 1M dances RH across with 2L+3L
- 25-32 1s dance up to top & cast down to 2nd place opposite side, 1s dance 1/2 Fig of 8 around 2s to end in 2nd place on own sides



Roy Clowes, Ormskirk Book 6, RSCDS Thirty Popular Dances Vol 2

3C/4C longwise set.