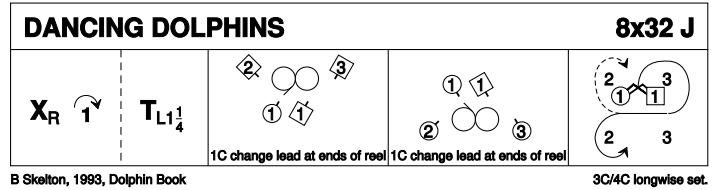


Atholl SCDC -15 April 25 - Alison N's Programme

1 DANCING DOLPHINS J32 · 3/4L

Barry Skelton: *The Dolphin Book* · Crib: *MiniCribs* · Diagram: *Keith Rose's Diagrams*

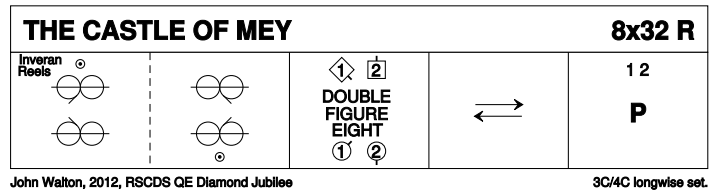
- 1-8 1s cross RH, cast 1 place (2s step up). 1s turn LH 1.1/4 times to end facing Ladies' side, 1L on 1M's right (*see note)
- 9-16 1s dance Alternating Tandem reel of 3 on Ladies' side (1L leads starting RSh to 3L)
- 17-24 1s dance Alternating Tandem reel on Men's side (1L leads starting LSh to 3M) & end in prom hold facing Ladies' side
- 25-32 1s dance out between 2L+3L, cast round 3L & dance up to top of set, drop hands & cast to 2nd place own side
- *Note: 1s cover, remaining parallel to line of set throughout reels (bars 9-24)



2 THE CASTLE OF MEY R32 · 3/4L

John Walton: *QE Diamond Jubilee Dances* · Crib: *MiniCribs* · Diagram: *Keith Rose's Diagrams*

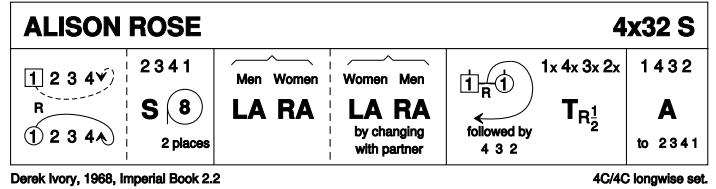
- 1-8 Inveran Reels - 1s cross down to dance 1/2 reel of 3 on opp side; 1s cross up to dance 1/2 reel on own sides (2s out/up, 3s in/up), 2s face out
- 9-16 1s+2s dance double Figs of 8 (1s start crossing down, 2s dancing up)
- 17-24 1s lead down the middle & back up, 1s end in middle of the set facing each other both hands joined, 2s step in ready for
- 25-32 1s+2s dance Poussette



3 ALISON ROSE S32 · 4/4L

Derek Ivory: *Imperial Book of Scottish Country Dances - Volumes 1-3* · Crib: *MiniCribs* · Diagram: *Keith Rose's Diagrams*

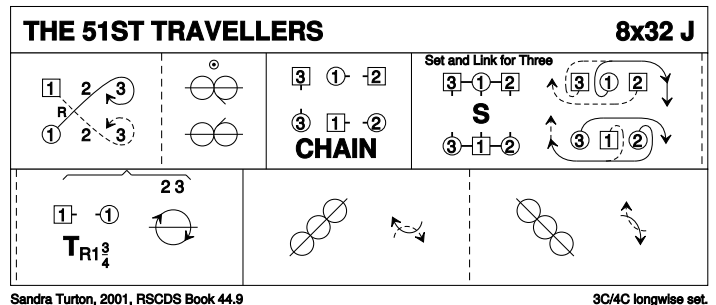
- 1-8 1s lead down to bottom, all set & circle 8H round to left 2 places (end with Men at top of dance & Ladies at bottom)
- 9-16 Men dance LH across & Ladies RH across once round, continue but change places with partner when passing thru middle in order 1 4 3 2
- 17-24 As 1s (+4s+3s+2s) meet again (Men drop RH) & leads his prtn round to end 1s (followed by 4s+3s+2s) leading up to top, all 1/2 turning RH into...
- 25-32 All dance Allemande ending 2 3 4 1



4 THE 51ST TRAVELLERS J32 · 3/4L

Sandra Turton: *RSCDS XLIV 9* · Crib: *MiniCribs* · Diagram: *Keith Rose's Diagrams*

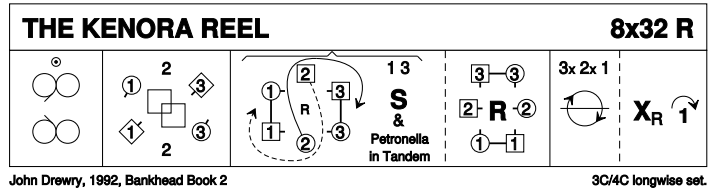
- 1-8 1s cross down RH (2s step up bars 1-2) & dance out behind 3s & up to 2nd place opp sides; 2s+1s+3s dance 1/2 reel of 3 on sides (1s out & up to start)
- 9-16 3s+1s+2s dance Grand Chain
- 17-24 3s+1s+2s Set+Link for 3 (once), 1s turn RH 1.3/4 times to face 1st corner (pstn) while 2s+3s chase clockwise 1/2 way
- 25-32 1s dance 1/2 diagonal reel of 4 with 1st corners, pass RSh to dance 1/2 reel with 2nd corners & pass RSh to 2nd places



5 THE KENORA REEL R32 · 3/4L

John Drewry: Bankhead Book Part 2 · Crib: MiniCribs · Diagram: Keith Rose's Diagrams

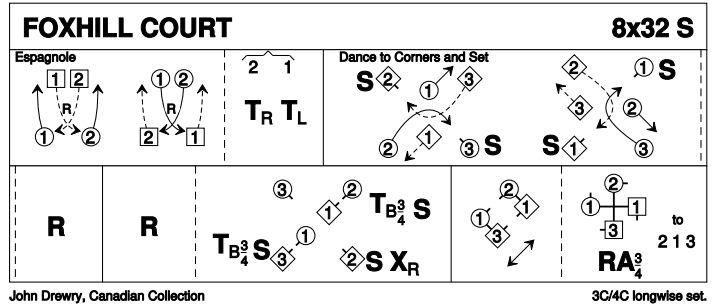
- 1-8 1s cross down & dance reflection reels of 3 on opposite sides, all giving nearer hands where possible. 1s+3s end in the middle (1s face down & 3s up)
- 9-16 1s+3s dance Ladies Chain up/down middle of set, ending 1s facing down, 3s facing up, NHJ with partners
- 17-24 1s+3s set & Petronella-in-tandem (skip change) to side as 2s cross RH & cast round to right; 1s+3s set & petronella to ends as 2s cross RH (up/down) & cast to right
- 25-32 1s+2s+3s chase clockwise 1/2 way, 1s cross RH & cast 1 place



6 FOXHILL COURT S32 · 3/4L

John Drewry: The Canadian Book of Scottish Country Dances · Crib: MiniCribs · Diagram: Keith Rose's Diagrams

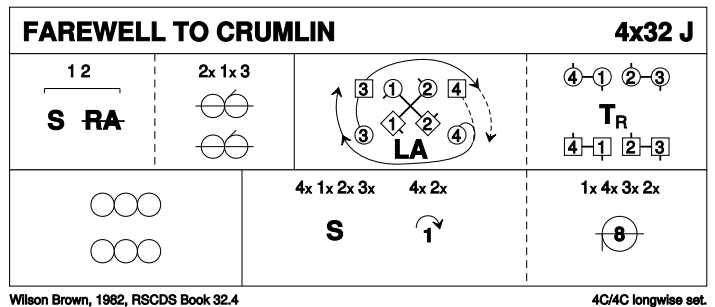
- 1-8 1s+2s dance Espagnole:
1-2 1s+2s cross (Ladies lead across RH passing between Men) with Ladies changing places RH
3-4 1s+2s cross back (Men lead across RH between Ladies) with Men changing places RH
5-8 2s turn RH as 1s turn LH to face 1st corners
- 9-20 Dance to Corners & Set: (12 bars)
Couple in middle change places with corners passing RSh, corners pass RSh in middle with a 1/4 turn to right to face next corner **while** supporting corners set (2 bars). Repeat 5 more times to end with corners in diagonally opposite place and 1s meet again in middle & pass RSh to face 3rd corner positions
- 21-24 1s turn 3rd corners 2H to face diagonally in (corners on 1s right) & set **while** 2nd corners set & cross RH
- 25-32 1s+3rd corners Adv+Ret & dance 3/4 RH across to end 2 1 3



7 FAREWELL TO CRUMLIN J32 · 4/4L

Wilson Brown: RSCDS XXXII 4 · Crib: MiniCribs · Diagram: Keith Rose's Diagrams

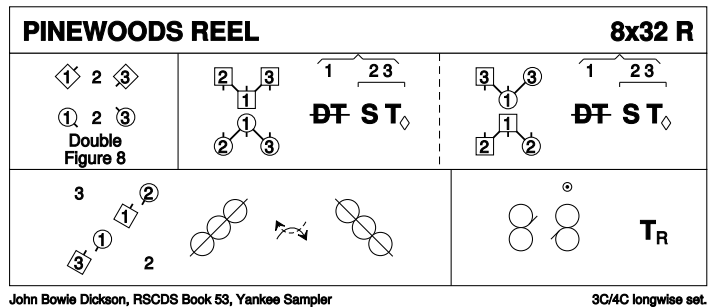
- 1-8 1s+2s set, dance RH across 1/2 way & 2s+1s+3s dance 1/2 reel of 3 (1s pass 2s RSh)
- 9-16 1s+2s (centre couples) dance LH across as 3s+4s chase 1/2 way clockwise all end on opp sides (4)(1)(2)(3), 1s+4s & 2s+3s turn RH on sides
- 17-24 All dance full reels of 4 on sides
- 25-32 All set, 4s & 2s (in 1st & 3rd places) cast 1 place (1s+3s step up) & all circle 8H round 1/2 way to end 2 3 4 1



8 PINEWOODS REEL R32 · 3/4L

John Bowie Dickson: RSCDS LIII 22 · Crib: MiniCribs · Diagram: Keith Rose's Diagrams

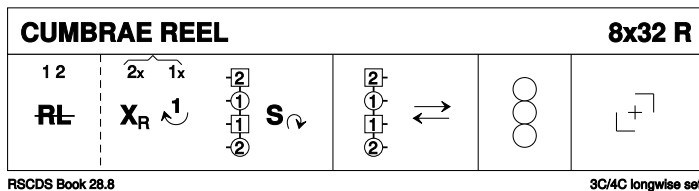
- 1-8 1s & 3s dance Figs of 8 round 2s (1s cast to start), 2s step up to top place & 1s end in 2nd place BtoB ready for Double Triangles
- 9-16 1s dance Double Triangles **while** corners set & petronella on 1 place to right, set & petronella on 1 more place as 1s end facing 3rd corner (pstn)
- 17-24 1s dance 1/2 diagonal reel of 4 with 3rd corners, pass RSh & repeat with 4th corners (pstn)
- 25-32 1L dances a reel of 3 across with 2s as 1M dances reel of 3 across with 3s both passing 1st corner LSh & 1s end turn RH to 2nd place on own side (facing out ready to cast)



9 THE CUMBRAE REEL R32 · 3/4L

RSCDS XXVIII 8 · Crib: MiniCribs · Diagram: Keith Rose's Diagrams

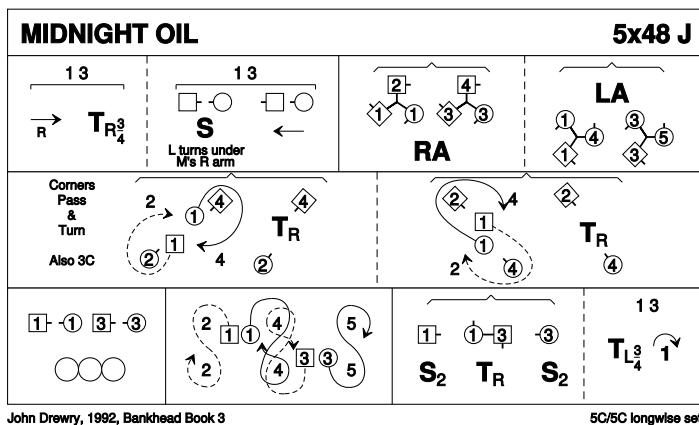
- 1-8 1s+2s dance 1/2 R&L, 2s cross RH **while** 1s dance up to top to form a line of 4 across facing up, 1s+2s set & turn right to face down
- 9-16 1s+2s dance down in line, turning right dance back to top 1s ending back-to-back facing other partner
- 17-24 1s+2s dance RSh reel of 4 across & 1s end facing 1st corners
- 25-32 1s turn 1st corners RH, turn partner LH, turn 2nd corners RH & turn partners LH to 2nd place own sides



10 MIDNIGHT OIL J48 · 5/5L

John Drewry: Bankhead Book Part 3 · Crib: MiniCribs · Diagram: Keith Rose's Diagrams

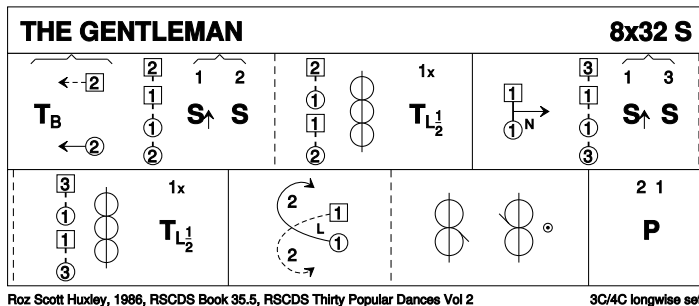
- 1-8 1s & 3s lead down & 3/4 turn RH to L facing down & M up, retaining hold of RH set & L turns under ptrns R arm to dance up (Men follow ptrnr)
- 9-16 1s & 3s dance RH across with 2L/4L, 1s & 3s dance LH across with 4M/5M to end facing 1st corners
- 17-24 1s also 3s dance Pass+Turn with 1st corners & pass RSh to face 2nd corners, dance Pass+Turn with 2nd corners & into centre facing partner (L facing down M up)
- 25-32 1s+3s dance reel of 4 up & down centre of dance & end in centre holding partners nearer hand (1s face Ladies side & 3s face Men's side)
- 33-40 1s also 3s dance out sides & cast, dance in to meet ptrnr (1M & 3L pass LSh) to dance out other side & cast back to middle (1M & 3L pass RSh & face each other)
- 41-48 1L also 3M set twice **while** 1M+3L turn RH, 1s & 3s turn partner LH & cast down 1 place on own sides. End 2 4 1 5 3



11 THE GENTLEMAN S32 · 3/4L

Roz Scott Huxley: RSCDS XXXV 5 · Crib: MiniCribs · Diagram: Keith Rose's Diagrams

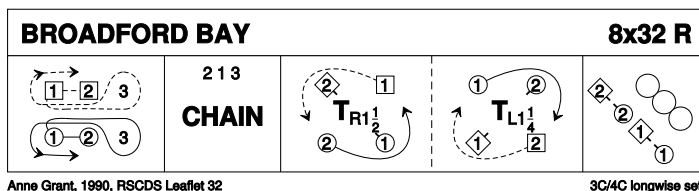
- 1-8 1s turn 2H & remain in middle facing each other as 2s step up, 1s+2s set (1s advancing & pass LSh to face opposite partner) & dance 1/2 reel of 4 across with 2s with 1s ending reel giving LH to face down on own side between 2s
- 9-16 1s dance down to end between 3s & face each other, 1s+3s set (1s advancing & pass LSh to face opposite partner) & 1/2 reel of 4 across with 3s 1s end giving LH to face up on own side between 3s
- 17-24 1s lead up to top, cross over & cast to 2nd place & 1/2 reels of 3 across (L with 2s & M with 3s)
- 25-32 2s+1s dance Diamond Poussette



12 BROADFORD BAY R32 · 3/4L

Anne Grant: The Leaflet Dances with Music · Crib: MiniCribs · Diagram: Keith Rose's Diagrams

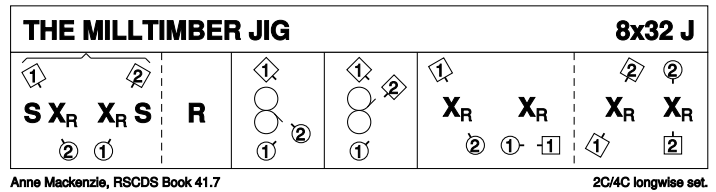
- 1-8 1s followed by 2s dance down the middle, cast up round 3s on own sides, dance in & up to top, 1s casting to 2nd place
- 9-16 2s+1s+3s dance Grand Chain (2M & 1L end facing out)
- 17-24 2L+1M turn RH 1.1/2 & dance 1/2 way round clockwise **while**
2M+1L dance 1/2 way round anticlockwise & turn LH 1.1/4 times to end facing partners
- 25-32 2s+1s dance diagonal reel of 4 ending on own sides with 1s in 2nd place. 2 1 3



13 THE MILLTIMBER JIG J32 · 2/4L

Anne N MacKenzie: RSCDS XLI 7 · Crib: MiniCribs · Diagram: Keith Rose's Diagrams

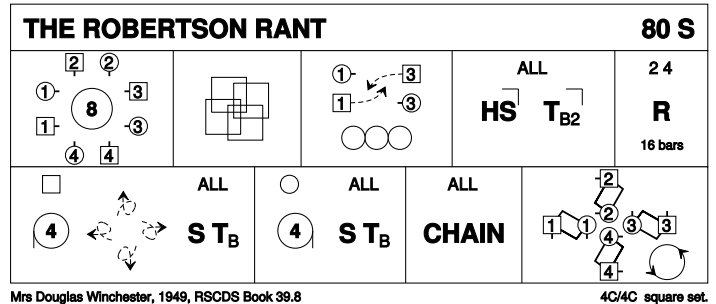
- 1-8 1L+2M set & change places RH **while** 1M+2L change places RH & set, 1s+2s repeat back to places
- 9-16 1s+2M dance reel of 3 across (2M+1L pass RSh to start)
- 17-24 1s+2L dance reel of 3 across (2L+1M pass LSh to start)
- 25-32 1L+2M change places RH, 1L+1M change places RH on side, 1L+2L change places RH & 2s cross RH



14 THE ROBERTSON RANT S80 · 4S

Mrs Douglas Winchester: RSCDS XXXIX 8 · Crib: MiniCribs · Diagram: Keith Rose's Diagrams

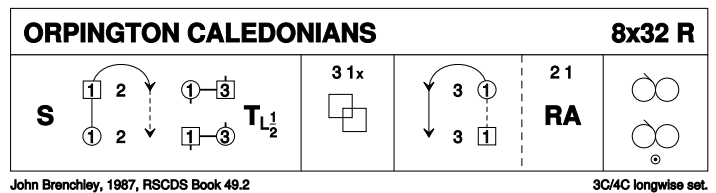
- 1-8 All circle 8H round & back
- 9-16 All Ladies dance RH across 1/2 way & turn opposite Man LH, all Ladies dance 1/2 RH across & turn partner LH
- 17-24 1s+3s dance reel of 4 (Ladies start by passing LSh as Men set)
- 25-32 All set (HS) to corners, turn 2H twice
- 33-40 2s+4s dance reel of 4 (Ladies start by passing LSh as Men set)
- 41-48 All set (HS) to corners, turn 2H twice
- 49-56 All Ladies circle left to face partners (Ladies BtoB), set to & turn partners 2H
- 57-64 All Men circle right to face partners (Men BtoB), set to & turn partners 2H
- 65-72 All dance Grand Chain
- 73-80 All take allemande hold & dance anticlockwise once round set, bringing Ladies into centre for bow/curtsey



15 ORPINGTON CALEDONIANS R32 · 3/4L

John Brenchley: RSCDS XLIX 2 · Crib: MiniCribs · Diagram: Keith Rose's Diagrams

- 1-8 1s set, 1L casts & followed by 1M, dances across to 2M's place facing out (2s step up 5-6). 1L+3M also 1M+3L 1/2 turn LH & Men face out
- 9-16 3s+1s dance Ladies' Chain, 1M finishes facing out
- 17-24 1M followed by 1L casts up, dances across to 2M place (3s step down 19-20). 2s+1s dance RH across. 1M & 2L face out
- 25-32 2s+1s+3s dance reels of 3 on sides (1s+3s pass LSh to start)



16 A SAFE JOURNEY HAME J40 · 3/4L

Eddie Hutchings · Crib: MiniCribs · Diagram: Keith Rose's Diagrams

- 1-8 1s+2s dance a double Fig of 8 (1s cross down to start)
- 9-16 1s+2s+3s dance Grand Chain
- 17-24 2s+3s dance a double Fig of 8 (2s cross down to start) to end 2s facing up
- 25-32 1s followed by 2s dance down the middle & up (with 2s leading)
- 33-40 2s+1s+3s circle 6H round & back

