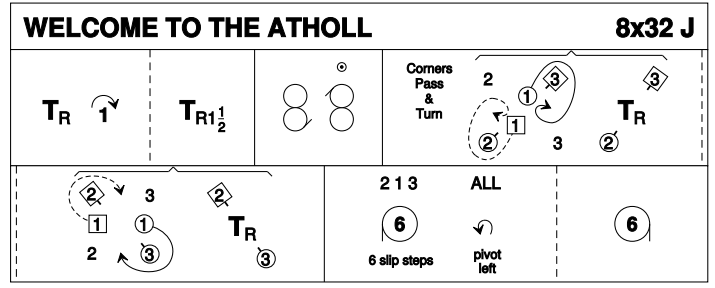


Atholl SCDC 14 Jan 2025 - Alison N's Programme

1 WELCOME TO THE ATHOLL J32 · 3/4L

Rhoda Purcell: 60th Anniversary of Atholl SCD Club · Crib: MiniCribbs · Diagram: Keith Rose's Diagrams

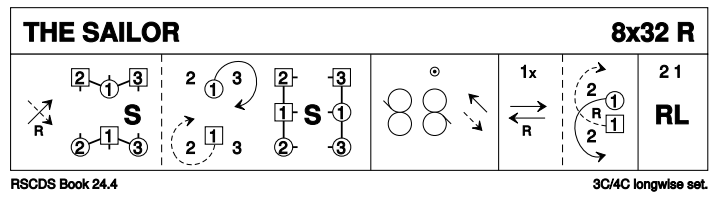
- 1-8 1s turn RH & cast (2s step up 3-4); 1s turn 1.1/2 RH to face 1st corners
- 9-16 2s+1s+3s dance reels of 3 across (1s & 1st corners pass RSh to begin). 1s end facing 1st corners
- 17-20 1s dance Corner Pass+Turn with 1st corners, pull back RSh, end BtoB 1L facing up, 1M facing down
- 21-24 1s dance Corner Pass+Turn with 4th corners, 1s ending in 2nd place own side
- 25-32 2s+1s+3s circle 6H hands round to left for 6 slip steps (3 bars), pivot (pull back LSh) and circle 6H back to right. 2 1 3



2 THE SAILOR R32 · 3/4L

RSCDS XXIV 4 · Crib: MiniCribbs · Diagram: Keith Rose's Diagrams

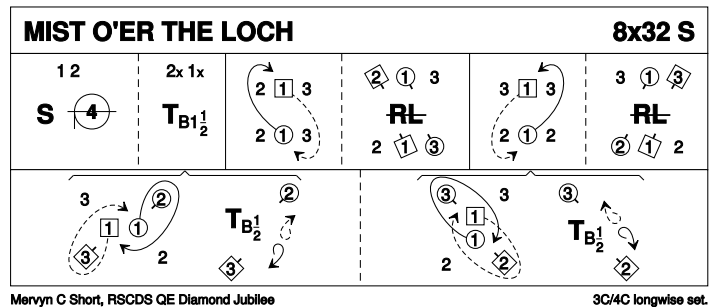
- 1-8 1s cross down RH to face out between 2s & 3s giving hands to each corner & set, 1s cast round 1st corner to form lines of 3 across with 2s/3s & 2s+1s+3s set
- 9-16 1s (turning to right) dance RSh reels of 3 across & 1s end passing LSh to 2nd place on opposite sides
- 17-24 1s lead down for 2 bars & lead up, cross at the top & cast to 2nd place on own sides
- 25-32 2s+1s dance R&L



3 MIST O'ER THE LOCH S32 · 3/4L

Mervyn C Short: QE Diamond Jubilee Dances · Crib: MiniCribbs · Diagram: Keith Rose's Diagrams

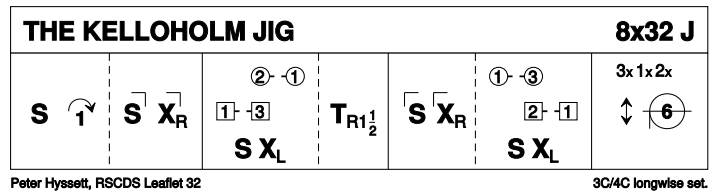
- 1-8 1s+2s set & circle Left 1/2 way, 2s+1s turn 2H 1.1/2 times 2 1 3
- 9-16 1s dance 1/2 figure of 8, (1M with 2s, 1L with 3s) to end 2nd place opposite side, 1s dance 1/2 diag R&L (1L up, 1M down)
- 17-20 1s dance 1/2 Fig of 8 (1M down, 1L up) & end 2nd place opposite side
- 21-24 1s dance 1/2 diag R&L (1M up, 1L down) 1s end passing LSh to face 1st corner (pstns)
- 25-28 1s dance Pass+Turn with 1st corners (corners turn 2H & twirl to end in each others places) & 1s pass RSh to face 2nd corner (pstns)
- 29-32 1s repeat with 2nd corner (pstns) then 1s pass RSh to 2nd place own side 2 1 3



4 THE KELLOHOLM JIG J32 · 3/4L

Peter Hyssett: The Leaflet Dances with Music · Crib: MiniCribbs · Diagram: Keith Rose's Diagrams

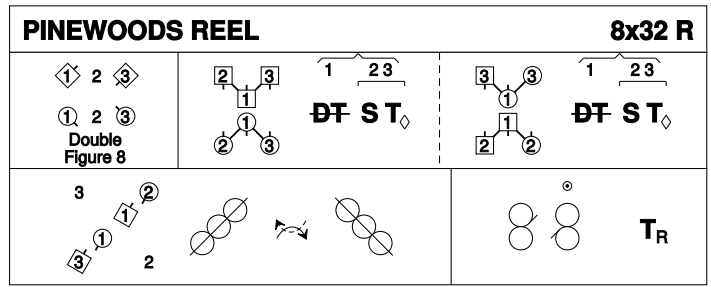
- 1-8 1s set & cast 1 place, set on side lines to 1st corners & change places with them RH
- 9-16 1L+3L also 2M+1M set to each other on sides & change places LH, 1s turn RH 1.1/2 times to 2nd place on own sides
- 17-24 1s set on side lines to 2nd corners & change places with them RH, 1M+3M also 2L+1L set to each other on sides & change places LH
- 25-32 3s+1s+2s Adv+Ret, circle 6H round 1/2 way to left



5 PINEWOODS REEL R32 · 3/4L

John Bowie Dickson: RSCDS LIII 22 · Crib: MiniCribbs · Diagram: Keith Rose's Diagrams

- 1-8 1s & 3s dance Figs of 8 round 2s (1s cast to start), 2s step up to top place & 1s end in 2nd place BtoB ready for Double Triangles
- 9-16 1s dance Double Triangles while corners set & petronella on 1 place to right, set & petronella on 1 more place as 1s end facing 3rd corner (pstn)
- 17-24 1s dance 1/2 diagonal reel of 4 with 3rd corners, pass RSh & repeat with 4th corners (pstn)
- 25-32 1L dances a reel of 3 across with 2s as 1M dances reel of 3 across with 3s both passing 1st corner LSh & 1s end turn RH to 2nd place on own side (facing out ready to cast)



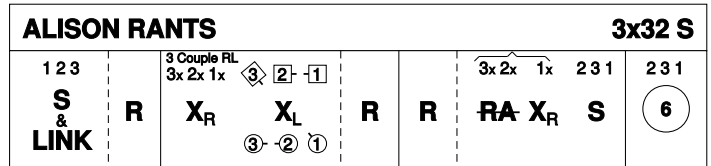
John Bowie Dickson, RSCDS Book 53, Yankee Sampler

3C/4C longwise set.

6 ALISON RANTS S32 · 3/3L

Alicia Robertson: Hamilton and Clydesdale Book · Crib: MiniCribbs · Diagram: Keith Rose's Diagrams

- 1-8 1s+2s+3s Set+Link for 3 twice (all end on opposite sides 3 2 1)
- 9-20 3s+2s+1s dance 3 couple R&L
- 21-24 3s+2s dance 1/2 RH across while 1s cross RH, 2s+3s+1s set
- 25-32 2s+3s+1s circle 6H round & back



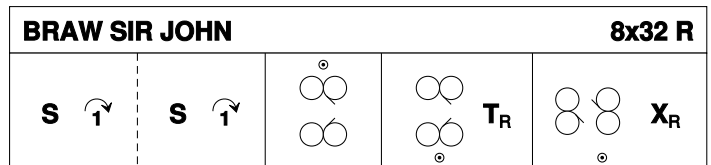
Alicia Robertson, Hamilton & Clydesdale Book

3C/3C longwise set

7 BRAW SIR JOHN R32 · 3/4L

RSCDS XXIX 8 · Crib: MiniCribbs · Diagram: Keith Rose's Diagrams

- 1-8 1s set, cast to 2nd place, set & cast to 3rd place
- 9-16 1s cross up & dance reel of 3 on opposite sides with 2s+3s & end in 3rd place opposite sides
- 17-24 1s cross up & dance reel of 3 on own sides & end in 2nd place turning partner RH
- 25-32 1s dance reel of 3 across (Lady with 2s & Man with 3s giving RSh to 4th corner to start), 1s end crossing RH to 2nd place



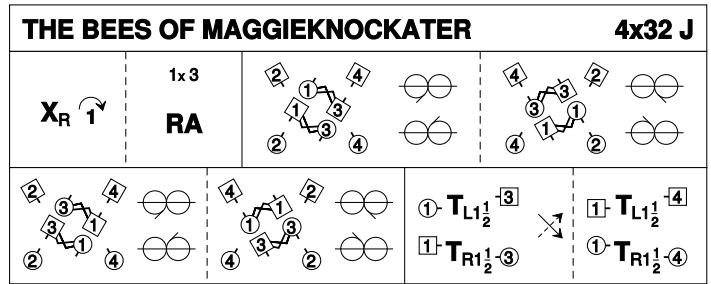
RSCDS Book 29.8

3C/4C longwise set.

8 THE BEES OF MAGGIEKNOCKATER J32 · 4/4L

John Drewry: Thirty Popular Dances, Volume Two · Crib: MiniCribbs · Diagram: Keith Rose's Diagrams

- 1-8 1s cross RH & cast 1 place, dance RH across with 3s & end 1M+3L also 1L+3M in prom hold facing out to pass corner person RSh
- 9-24 All dance 4x1/2 Reels of 3 on sides (to right to start, then left, right & left) with 1s+3s changing partners in centre at end of each 1/2 Reel to progress Men clockwise & Ladies anticlockwise. End in centre 1s facing down & 3s facing up
- 25-32 1s dance between 3s turning 3s with nearer hand 1.1/2 times, crossing over to own sides & turn 4th person 1.1/2 times (Men RH & Ladies LH)



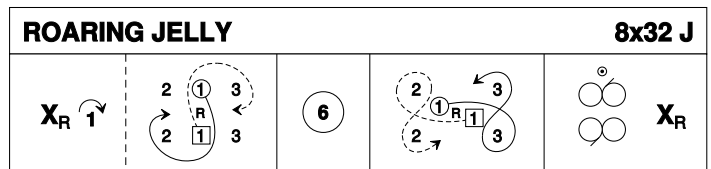
John Drewry, 1975, Canadian Book, RSCDS Thirty Popular Dances Vol 2

4C/4C longwise set.

9 ROARING JELLY J32 · 3/4L

Hugh Foss: Scottish Dance Archives - The Donald Collection (Online List) · Crib: MiniCribbs · Diagram: Keith Rose's Diagrams

- 1-8 1s cross RH, cast 1 place, cross RH & cast (Man up & Lady down) into centre, 1M between 2s, 1L between 3s
- 9-16 1s+2s+3s circle 6H round & back (1s end in centre)
- 17-24 1s change places RH & dance out of ends to their right, into Figs of 8 (Lady round 2s as 1M dances round 3s)
- 25-32 1s dance reels of 3 on opposite sides giving RSh to 2nd corners & cross RH to places



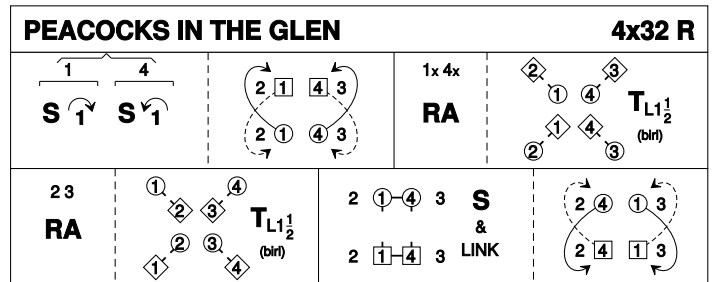
Hugh Foss, 1968, Glendarroch Sheet 6

3C/4C longwise set.

10 PEACOCKS IN THE GLEN R32 · 4/4L

Alison Austin: Dunfermline Branch 90th Anniversary Book · Crib: MiniCribbs · Diagram: Keith Rose's Diagrams

- 1-8 1s+4s set, cast down/up 1 place & dance 1/2 Fig 8 round end couples (2s & 3s step up/down bars 3-4)
- 9-16 1s+4s dance RH across & face corners; 1s+4s turn corners 1.1/2 LH (or birl) to change places
- 17-24 2s+3s dance RHA, turn corners 1.1/2 LH (or birl) to end 2 (1) (4) 3
- 25-32 1s+4s Set+Link; 1s dance 1/2 Fig 8 down round 3s while 4s dance 1/2 Fig 8 up round 2s. 2 4 1 3



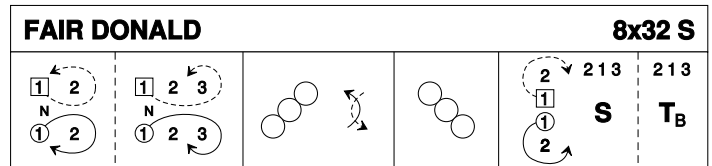
Alison Austin, 2015, RSCDS Dunfermline 90th Anniversary, A Dunfermline Collection

4C/4C longwise set.

11 FAIR DONALD S32 · 3/4L

RSCDS XXIX 4 · Crib: MiniCribbs · Diagram: Keith Rose's Diagrams

- 1-8 1s dance down 1 place & cast up on own side to places, dance down 2 places & cast up on own side, into centre to face 1st corners
- 9-16 1s dance full diagonal Reel of 4 with 1st corners & pass partner LSh to face 2nd corners
- 17-24 1s dance full diagonal Reel of 4 with 2nd corners & end in centre facing up between 2s
- 25-32 1s cast to 2nd place & 2s+1s+3s set, 2s+1s+3s turn partners 2H. End 2 1 3



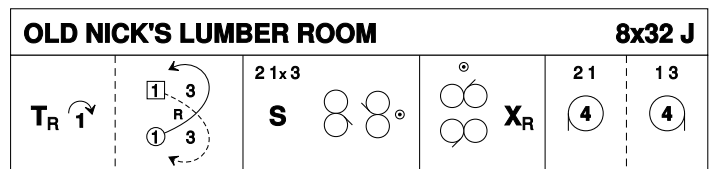
RSCDS Book 29.4

3C/4C longwise set.

12 OLD NICK'S LUMBER ROOM J32 · 3/4L

RSCDS XXVI 6 · Crib: MiniCribbs · Diagram: Keith Rose's Diagrams

- 1-8 1s turn RH & cast 1 place, lead down between the 3s, cross & cast up to 2nd place on opposite sides
- 9-16 2s+1s+3s set & dance reels of 3 across, 1L with 2s, 1M with 3s
- 17-24 2s+1s+3s dance reels of 3 on sides, 1s cross RH & holding nearer hands face up
- 25-32 2s+1s circle 4H round to left, 1s turn about & 1s+3s circle 4H round to right



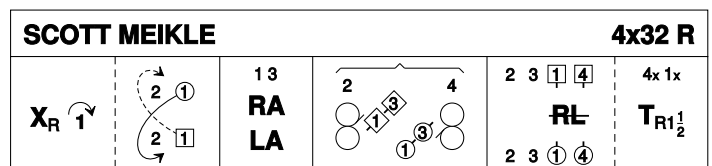
Thompson, 1759, RSCDS Book 26.6

3C/4C longwise set.

13 SCOTT MEIKLE R32 · 4/4L

Alice McLean: RSCDS XLVI 3 · Crib: MiniCribbs · Diagram: Keith Rose's Diagrams

- 1-8 1s cross RH & cast to 2nd place, 1s dance 1/2 Fig of 8 round 2s
- 9-16 1s+3s dance RH across, LH back
- 17-24 1L followed by 3L dance Tandem reel of 3 across with 2s (LSh to 2M) & 1s end 3rd pl while 3M followed by 1M dance reel of 3 with 4s (LSh to 4L) & 3s end in 2nd pl 2 3 1 4
- 25-32 1s+4s dance 1/2 R&L, turn partners RH 1.1/2 times 2 3 4 1



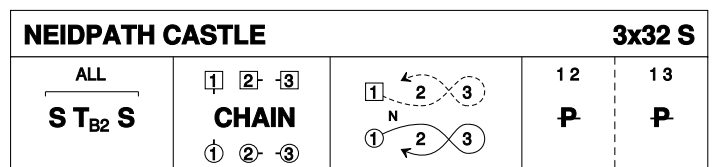
Alice McLean, Laurieston Collection 1, RSCDS Book 46.3

4C/4C longwise set.

14 NEIDPATH CASTLE S32 · 3/3L

Derek Haynes: RSCDS XXII 9 · Crib: MiniCribbs · Diagram: Keith Rose's Diagrams

- 1-8 All set & turn partners 2H twice & set again
- 9-16 All dance Grand Chain
- 17-24 1s dance down between 2s, cast behind 3s, dance up between 3s, cast up behind 2s. 1s+2s end ready for a 1/2 Diamond Poussette
- 25-32 1s+2s dance 1/2 Diamond Poussette, 3s dance in on bar 28 & 1s+3s dance 1/2 Diamond Poussette 1s ending in 3rd place. 2 3 1



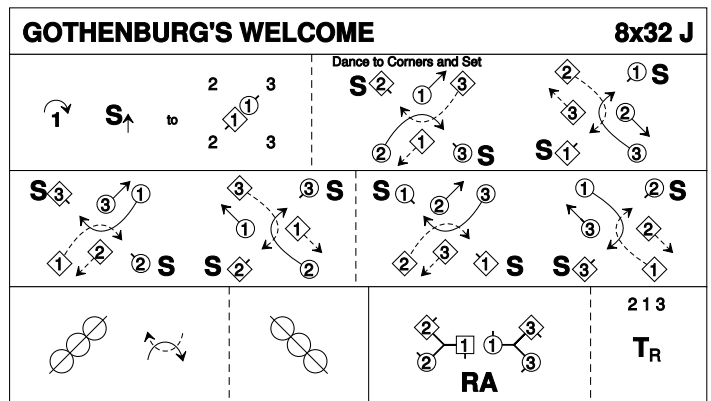
Derek Haynes, RSCDS Book 22.9

3C/3C longwise set.

15 GOTHENBURG'S WELCOME J32 · 3/4L

Bobby Munro: RSCDS XXXVII 3 · Crib: MiniCribbs · Diagram: Keith Rose's Diagrams

- 1-4 1s cast 1 place & set advancing to 1st corner
- 5-16 Dance to Corners & Set: (12 bars)
Couple in middle change places with corners passing RSh, corners pass RSh in middle with a 1/4 turn to right to face next corner **while** supporting corners set (2 bars). Repeat 5 more times to end with corners in diagonally opposite place and 1s in the middle facing 3rd corner positions
- 17-24 1s dance 1/2 diagonal Reel of 4 with 3rd corner, pass RSh & dance 1/2 diagonal Reel with 4th corners
- 25-32 1s dance RH hands across (L with 2s & M with 3s) & 2s+1s+3s turn RH



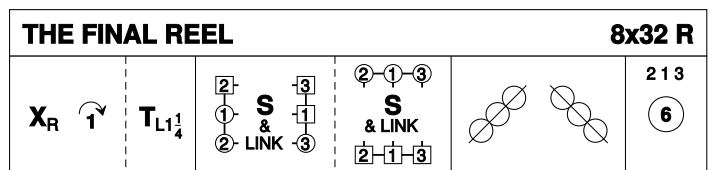
Bobby Munro, RSCDS Book 37.3

3C/4C longwise set.

16 THE FINAL REEL R32 · 3/4L

Ian Barbour · Crib: MiniCribbs · Diagram: Keith Rose's Diagrams

- 1-8 1s cross RH, cast 1 place & turn LH 1.1/4 times to end 1M between 2s & 1L between 3s
- 9-16 2s+1s+3s Set+Link for 3 twice. 1s end facing 1st corners pstns
- 17-24 1s dance 1/2 reel of 4 with 1st corners (pstn) & 1/2 reel with 2nd corners (pstn), 1s cross to 2nd place own sides
- 25-32 2s+1s+3s circle 6H round & back



Ian Barbour

3C/4C longwise set