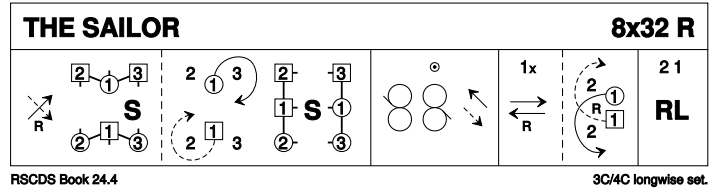


Atholl SCDC - 1 April 25 - Margaret's Programme

1 THE SAILOR R32 · 3/4L

RSCDS XXIV 4 · Crib: MiniCribbs · Diagram: Keith Rose's Diagrams

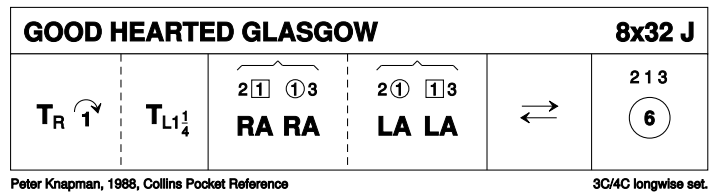
- 1-8 1s cross down RH to face out between 2s & 3s giving hands to each corner & set, 1s cast round 1st corner to form lines of 3 across with 2s/3s & 2s+1s+3s set
- 9-16 1s (turning to right) dance RSh reels of 3 across & 1s end passing LSh to 2nd place on opposite sides
- 17-24 1s lead down for 2 bars & lead up, cross at the top & cast to 2nd place on own sides
- 25-32 2s+1s dance R&L



2 GOOD HEARTED GLASGOW J32 · 3/4L

Peter Knapman: A Guide to Scottish Country Dancing (ex-Collins) · Crib: MiniCribbs · Diagram: Keith Rose's Diagrams

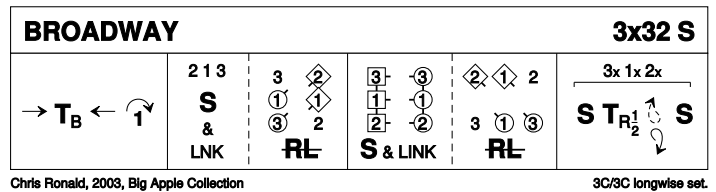
- 1-8 1s turn RH & cast to 2nd place, turn partner LH 1.1/4 times
- 9-16 1s dance RH across (Lady with 2s at top & Man with 3s); 1s pass RSh & dance LH across with other couple
- 17-24 1s lead down the middle & back to 2nd place own side
- 25-32 2s+1s+3s circle 6H round & back



3 BROADWAY S32 · 3/3L

Chris Ronald: The Big Apple Collection · Crib: MiniCribbs · Diagram: Keith Rose's Diagrams

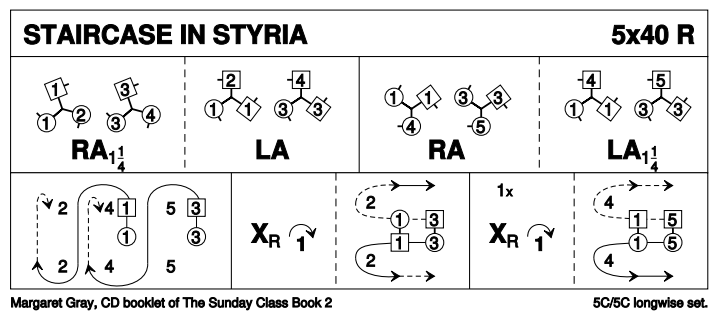
- 1-8 1s dance down (2 bars) & turn 2H (2 bars), 1s dance up & cast to 2nd place
- 9-16 2s+1s+3s Set+Link for 3, 1s dance 1/2 Diag R&L starting Diagonally left
- 17-24 All Set+Link for 3, 1s dance 1/2 Diag R&L starting Diagonally left. (3)(1)(2)
- 25-32 All set & 1/2 turn RH, face partner and pull back RSh, dance out to places & set. 3 1 2



4 STAIRCASE IN STYRIA R40 · 5/5L

Margaret Gray: CD booklet of The Sunday Class Dance Book 2 · Crib: MiniCribbs · Diagram: Keith Rose's Diagrams

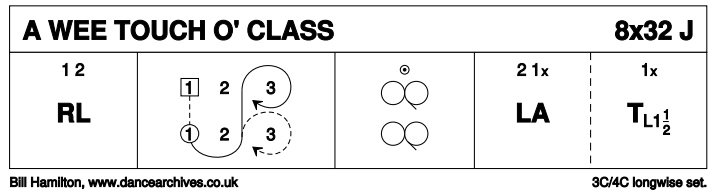
- 1-8 1s+2M also 3s+4M dance RH across, 1s+2L also 3s+4L dance LH across
 - 9-16 1s+4M also 3s+5M dance RH across, 1s+4L also 3s+5L dance LH across & 1L also 3L end facing out Ladies side with partners behind them
 - 17-24 1s & 3s dance out Ladies' side & cast up 1 place, cross to Mens side & cast up to original place Ladies looping round by the right
 - 25-32 1s cross & cast 1 place, 1s followed by 3s dance up & cast (1s to 3rd place, 3s to 2nd place)
 - 33-40 1s cross & cast 1 place, 1s followed by 5s dance up & cast (1s to 5th place, 5s to 4th place). 2 3 4 5 1
- NB - No stepping up or down until bar 27



5 A WEE TOUCH O' CLASS J32 · 3/4L

Bill Hamilton: Scottish Dance Archives - The Donald Collection (Online List) · Crib: MiniCribbs · Diagram: Keith Rose's Diagrams

- 1-8 1s+2s dance R&L
- 9-16 1M followed by 1L cast to 2nd place & cross to opp sides, 1s face down (1M facing 3L, 1L facing 3M), 1s dance RSh round 3s to end in 2nd place facing up (2s step up 11-12)
- 17-24 1s dance reels of 3 on opp sides (passing 2s LSh to start)
- 25-32 2s+1s dance LH across; 1s turn LH 1.1/2 times to end 2nd place own side



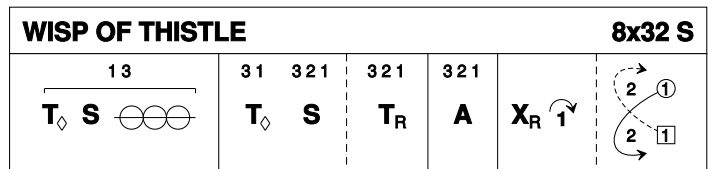
Bill Hamilton, www.dancearchives.co.uk

3C/4C longwise set.

6 WISP OF THISTLE S32 · 3/4L

Pat Kent: RSCDS XXXVII 4 · Crib: MiniCribbs · Diagram: Keith Rose's Diagrams

- 1-8 1s & 3s Petronella turn into centre & set to partners; 1s+3s dance 1/2 Reel of 4 up & down centre of dance
- 9-16 3s & 1s Petronella turn onto own sides & 3s+2s+1s set; 3s+2s+1s turn partners RH to end ready for Allemande
- 17-24 3s+2s+1s dance Allemande
- 25-32 1s cross RH & cast down 1 place, dance 1/2 Fig of 8 round 2s to end in 2nd place



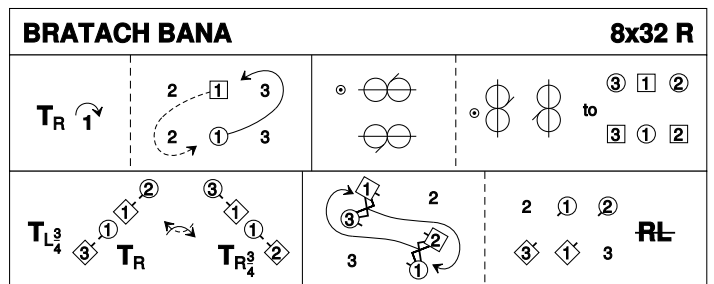
Pat Kent, RSCDS Book 37.4 & Spark O' Water

3C/4C longwise set.

7 BRATACH BANA R32 · 3/4L

John Drewry: Thirty Popular Dances, Volume Two · Crib: MiniCribbs · Diagram: Keith Rose's Diagrams

- 1-8 1s turn RH & cast 1 place (2s step up); 1s dance LSh round 1st corners to 2nd place opp side facing 2nd corners
- 9-16 1s dance 1/2 RSh reel of 3 on sides & dance 1/2 LSh reel of 3 across (1M with 3s at top, 1L with the 2s, LSh to 3rd corner position). 1s end in 2nd place own side. (3) 1 (2)
- 17-24 1s turn 3/4 LH, turn 3rd corner (pstn) RH & pass RSh to turn 4th corner (pstn) RH ending in 2nd pl own side in prom hold with 4th corner (pstn)
- 25-32 1s+corners promenade diagonally across (passing RSh) to diag opp corner & 1/2 turn to end 1s in 2nd pl opp side, 1s dance 1/2 Diag R&L (M up, L down). End 2 1 3



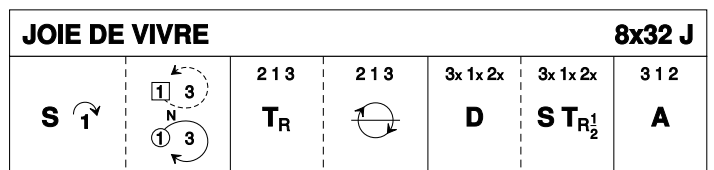
John Drewry, Bon Accord Book, RSCDS Thirty Popular Dances Vol 2

3C/4C longwise set.

8 JOIE DE VIVRE J32 · 3/4L

Irene van Maarseveen: RSCDS XXXIX 2 · Crib: MiniCribbs · Diagram: Keith Rose's Diagrams

- 1-8 1s set, cast 1 place, 1s dance down between 3s & cast back to 2nd place on own sides
- 9-16 2s+1s+3s turn RH & chase 1/2 way round clockwise
- 17-24 3s+1s+2s dance DoSiDo, set & 1/2 turn partners RH for Allemande
- 25-32 3s+1s+2s dance Allemande



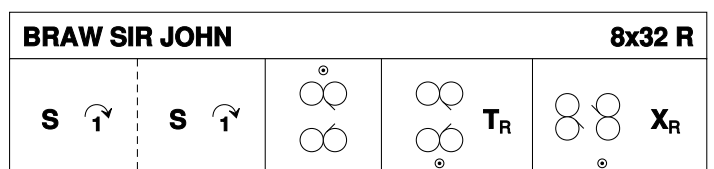
Irene van Maarseveen, 1996, RSCDS Book 39.2, RSCDS Thirty Popular Dances Vol 2

3C/4C longwise set.

9 BRAW SIR JOHN R32 · 3/4L

RSCDS XXIX 8 · Crib: MiniCribbs · Diagram: Keith Rose's Diagrams

- 1-8 1s set, cast to 2nd place, set & cast to 3rd place
- 9-16 1s cross up & dance reel of 3 on opposite sides with 2s+3s & end in 3rd place opposite sides
- 17-24 1s cross up & dance reel of 3 on own sides & end in 2nd place turning partner RH
- 25-32 1s dance reel of 3 across (Lady with 2s & Man with 3s giving RSh to 4th corner to start), 1s end crossing RH to 2nd place



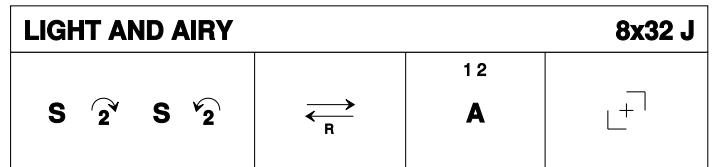
RSCDS Book 29.8

3C/4C longwise set.

10 LIGHT AND AIRY J32 · 3/4L

William (18c) Campbell: RSCDS IV 5 · Crib: MiniCribbs · Diagram: Keith Rose's Diagrams

- 1-8 1s set & cast to 3rd place (2s+3s step up 3-4); 1s set & cast back to top (2s+3s step down 7-8)
 9-16 1s lead down the middle & back
 17-24 1s+2s dance Allemande (1s end facing 1st corners)
 25-32 1s turn 1st corners RH, partner LH, 2nd corner RH, partner LH to end in 2nd place own sides



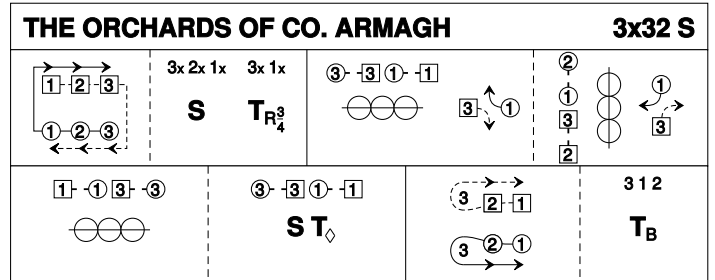
Campbell, 1798, RSCDS Book 4.5

3C/4C longwise set.

11 THE ORCHARDS OF CO. ARMAGH S32 · 3/3L

Jinty Anderson: RSCDS LIII 14 · Crib: MiniCribbs · Diagram: Keith Rose's Diagrams

- 1-8 1M leading 2M+3M also 3L leading 2L+1L chase clockwise 1/2 round to opp sides (4 bars). All set, 1s+3s turn partners 3/4 RH into line up/down (Men facing down)
 9-12 3s+1s dance 1/2 reel of 4. Bar 12: 1M+3L pass LSh to face 2s (1M+2M & 3L+2L facing), 1L+3M remain in centre at top/bottom
 13-16 1M+3L+2s dance 1/2 reel of 4 across. Bar 16: 1M & 3L pass LSh to face partners up/down set
 17-24 1s+3s dance 1/2 reel of 4, 1M+3L pass LSh to face own partners. 3s+1s set, Petronella turn to own sides. 3 2 1
 25-32 2s followed by 1s dance up to top, cast, 2s to 3rd place, 1s to 2nd place (4 bars). 3s+1s+2s turn partners 2H



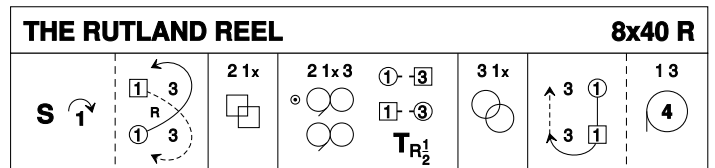
Jinty Anderson, RSCDS Book 53, Belfast Platinum Anniversary

3C/3C longwise set.

12 THE RUTLAND REEL R40 · 3/4L

Robert Senior: RSCDS XLVIII 2 · Crib: MiniCribbs · Diagram: Keith Rose's Diagrams

- 1-8 1s set & cast 1 place (2s step up); 1s cross down between 3s & cast up to 2nd place opposite sides
 9-16 1s+2s dance Ladies' Chain & end 1s facing down
 17-24 Reels of 3 on sides, 1s giving RSh to 3s (6 bars) & 1s+3s change places RH 2 3(1)
 25-32 3s+1s dance Men's Chain & end 1L facing out with partner ready to follow her
 33-40 1L followed by partner casts up & crosses to own side to end with 1s in 2nd place own sides; 1s+3s circle 4H round to left



Robert Senior, 2010, The Sunday Class 1, RSCDS Book 48.2

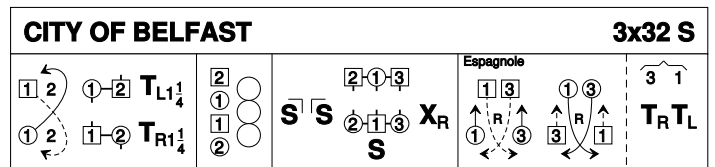
3C/4C longwise set.

13 PROGRAMME ITEM – A dance for Margaret

14 CITY OF BELFAST S32 · 3/3L

Lucy Mulholland: RSCDS XLVIII 6 · Crib: MiniCribbs · Diagram: Keith Rose's Diagrams

- 1-8 1s dance 1/2 Fig of 8 round 2s, 1L+2M turn RH 1.1/4 times **while** 1M+2L turn LH 1.1/4 times & 1s end BtoB facing opp sides
 9-16 1s+2s dance reel of 4 across in 2nd place. 2s end in 1st places **while** 1s pass LSh to face 1st corners
 17-24 1s set to 1st corner & 2nd corner ending (turning to right) between corners, all set & 1s cross RH
 25-32 1s+3s dance Espagnole:
 25-26 1s+3s cross (Ladies lead across RH passing between Men) with Ladies changing places RH
 27-28 1s+3s cross back (Men lead across RH between Ladies) with Men changing places RH
 29-32 3s turn RH as 1s turn LH to end 2 3 1



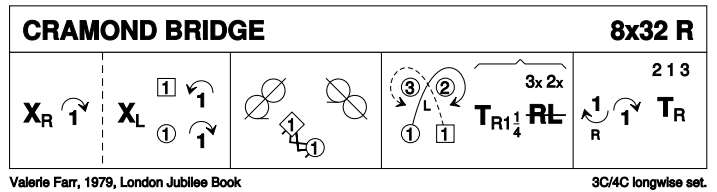
Lucy Mulholland, 2007, Belfast Diamond Jubilee Book, RSCDS Book 48.6

3C/3C longwise set.

15 CRAMOND BRIDGE R32 · 3/4L

Valerie Farr: The London Jubilee Book (1979) · Crib: MiniCribbs · Diagram: Keith Rose's Diagrams

- 1-8** 1s cross RH & cast 1 place, cross LH & cast (Lady up, Man down), to meet in middle in prom hold facing 2nd Man
- 9-16** 1s dance 1/2 diagonal reel with 1st corners & 1/2 reel with 2nd corners, end in middle facing Ladies' side
- 17-24** 1s lead out, cross & cast (Lady up, Man down) to meet in middle; 1s turn 1.1/4 RH in centre to face up (Lady on Man's right) as 2s+3s dance 1/2 R&L round them
- 25-32** 1s lead up & cast to 2nd place & 2s+1s+3s turn partners RH



16 THE WHITE HEATHER JIG J40 · 4/4L

James B Cosh: Twenty Two SCD · Crib: MiniCribbs · Diagram: Keith Rose's Diagrams

- 1-8** 1s turn RH & cast to 2nd place, turn 1.1/2 LH to end between 2s facing opposite sides
- 9-16** 1s+2s dance Reel of 4 across, 1s pass RSh to face 1st corners
- 17-24** 1s turn corner, partner, corner, partner, to end between 3s facing opposite sides
- 25-32** 1s+3s dance Reel of 4 across, 1s end in middle between 3s & 4s
- 33-40** 1s turn LH, cast to 4th place on own side & turn RH

