

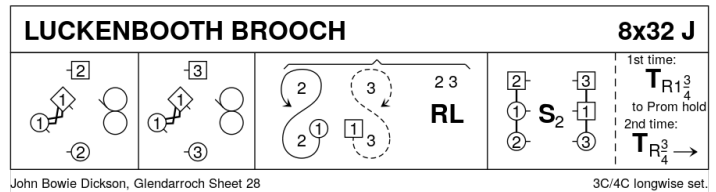
# Atholl on-line End-of-Season Party 18 May 2021

PLEASE NOTE THAT 3-COUPLE DANCES IN A 4-COUPLE SET WILL BE PLAYED THROUGH 4 TIMES ONLY!

## 1 THE LUCKENBOOTH BROOCH J32 · 3/4L

John Bowie Dickson: Reels and Wheels (CD booklet) · Crib: MiniCribs · Diagram: Keith Rose's Diagrams

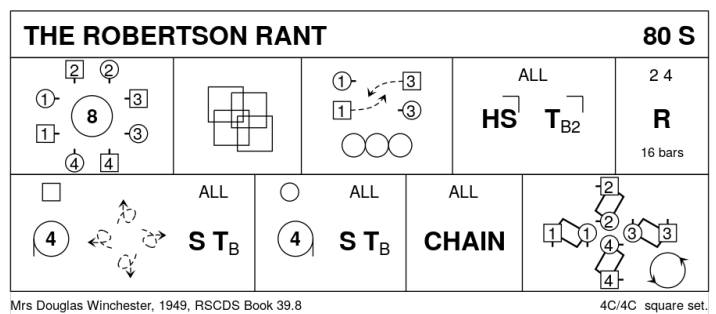
- 1-8 1s in prom hold (Lady on Man's left) dance reel of 3 with 2s (RSh to 2M) & end facing 3M
- 9-16 1s dance reel with 3s (RSh to 3M) ending with 1s dancing across to Men's side
- 17-24 1M casts up & 1L dn into centre & dance out Ladies side, 1M cast up & 1L dn to end 1M b'tw'n 2s facing dn & 1L+3s face up as 2s+3s dance R&L
- 25-32 2s+1s+3s set twice, 1s turn RH 1.3/4 times to 2nd places



## 2 THE ROBERTSON RANT S80 · 4S

Mrs Douglas Winchester: RSCDS XXXIX 8 · Crib: MiniCribs · Diagram: Keith Rose's Diagrams

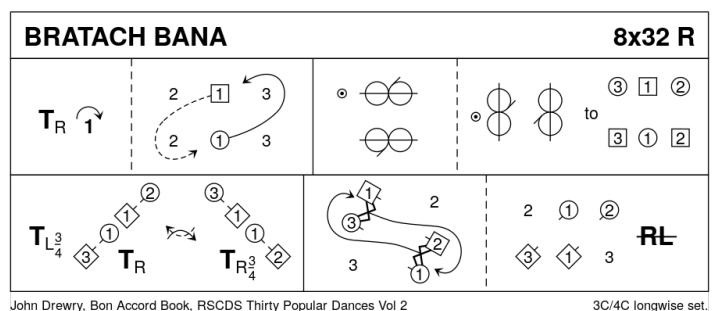
- 1-8 All circle 8H round & back
- 9-16 All Ladies dance RH across 1/2 way & turn opposite Man LH, all Ladies dance 1/2 RH across & turn partner LH
- 17-24 1s+3s dance reel of 4 (Ladies start by passing LSh as Men set)
- 25-32 All set (HS) to corners, turn 2H twice
- 33-40 2s+4s dance reel of 4 with Ladies starting by passing LSh
- 41-48 All set (HS) to corners, turn 2H twice
- 49-56 All Ladies circle left to face partners (Ladies BtoB), set to & turn partners 2H
- 57-64 All Men circle right to face partners (Men BtoB), set to & turn partners 2H
- 65-72 All dance Grand Chain
- 73-80 All take allemande hold & dance anticlockwise once round set, bringing Ladies into centre for bow/curtsey



## 3 BRATACH BANA R32 · 3/4L

John Drewry: Thirty Popular Dances, Volume Two · Crib: MiniCribs · Diagram: Keith Rose's Diagrams

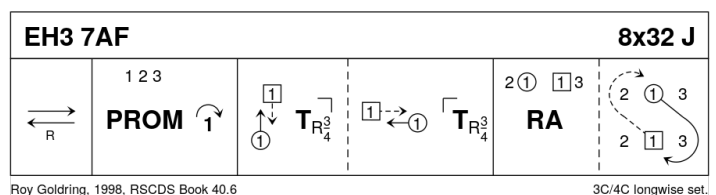
- 1-8 1s turn RH & cast 1 place, 1s dance LSh round 1st corners to 2nd place opposite side facing 2nd corners
- 9-16 1s dance 1/2 RSh reel of 3 on the sides & dance 1/2 LSh reel of 3 across (1M with 3s at top, 1L with the 2s, LSh to 3rd corner position)
- 17-24 1s turn 3/4 LH, turn 3rd crnrs RH (1st crnr person) & pass RSh to turn 4th crnr RH ending in 2nd pl own side in prom hold with 4th crnr
- 25-32 1s+4th crnrs promenade diagonally across (pass RSh) to diag opp crnr & 1/2 turn to end 1s in 2nd pl opp side, 1s dance 1/2 Diag R&L (M up, L dn) to end in 2nd place. 2 1 3



## 4 EH3 7AF J32 · 3/4L

Roy Goldring: RSCDS XL 6 · Crib: MiniCribs · Diagram: Keith Rose's Diagrams

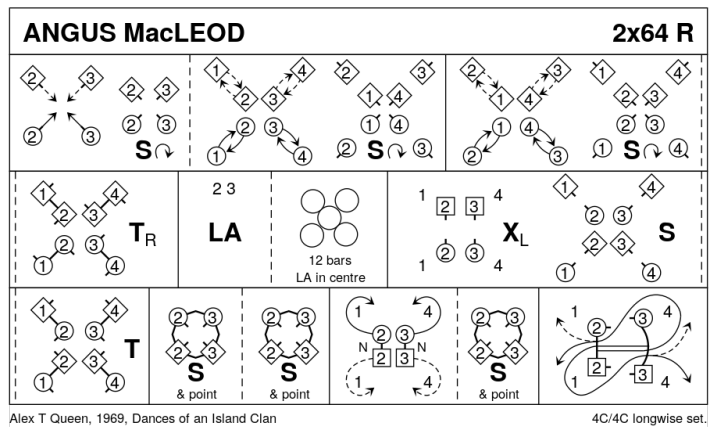
- 1-8 1s lead down the middle & back to top. 2s & 3s step in on bar 8 ready for ...
- 9-16 1s+2s+3s Promenade ending with 1s casting to 2nd place
- 17-24 1s pass by the right & turn 1st corners RH to end L between 2s & M between 3s, 1s pass by the right & turn 2nd corners RH to end between crnrs
- 25-32 1M dances RH across with 2s & 1L with 3s, 1L dances up between 2s & casts to 2nd place own side as 1M dances between 3s & casts up



**5 ANGUS MACLEOD R64 · 4/4L**

Alex T Queen: Angus MacLeod · Crib: MiniCribs · Diagram: Keith Rose's Diagrams

- 1-8 2s+3s dance into middle & face diagonally in & all set, turn R about to face corners, change pl passing RSh with corners & set turning R about
- 9-16 Corners dance out as 2s+3s dance into middle passing RSh & all set, 2s+3s turn R about & turn corners RH once back to middle
- 17-32 2s+3s LH across once round to face corners, all dance double diagonal reels of 4 giving LH in middle, corners end in original places
- 33-40 2s+3s change places with partners LH to face ptrns crnr & set, all turn crnr with nearer hand (2s+3s dance out ends & cast back to middle)
- 41-48 2s+3s face diagonally in, Set & Points twice
- 49-56 2s+3s dance out own ends & cast (individually) back into middle again to Set & Points
- 57-64 2s+3s dance out opp ends (3s making an arch), couples cast round left corner & dance out other end while corners step up/down. 2 1 4 3

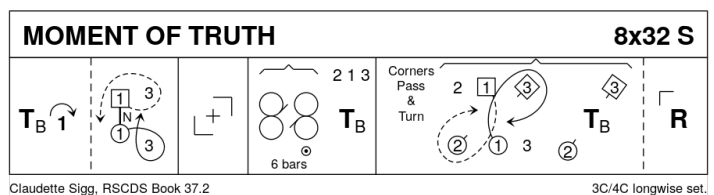


Alex T Queen, 1969, Dances of an Island Clan 4C/4C longwise set.

**6 MOMENT OF TRUTH S32 · 3/4L**

Claudette Sigg: RSCDS XXXVII 2 · Crib: MiniCribs · Diagram: Keith Rose's Diagrams

- 1-8 1s turn 2H, cast to 2nd place, dance down between 3s, cast up 1 place on own sides & dance in to face 1st corners
- 9-16 1s turn 1st corner RH, partner LH, 2nd corner RH, partner LH end facing 1st corners
- 17-24 1s dance reels of 3 across (1L+2s & 1M+3s) giving LSh to 1st crnr (6 bars), & all turn partners 2H
- 25-32 1s pass RSh to dance Corners Pass+Turn: 1s dance a loop RSh round 1st crnr positions while 1st crnr (persons) turn each other 2H & return to places, 1s pass RSh in the middle & repeat with 2nd corners. End 2 1 3

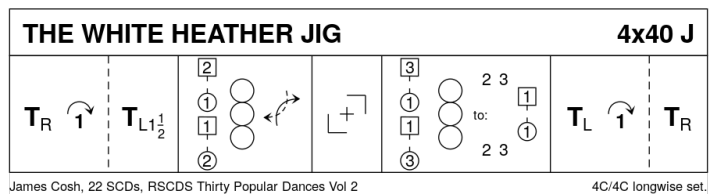


Claudette Sigg, RSCDS Book 37.2 3C/4C longwise set.

**7 THE WHITE HEATHER JIG J40 · 4/4L**

James B Cosh: Twenty Two SCD · Crib: MiniCribs · Diagram: Keith Rose's Diagrams

- 1-8 1s turn RH & cast to 2nd place, turn 1.1/2 LH to end between 2s facing opposite sides
- 9-16 1s+2s dance Reel of 4 across, 1s pass RSh to face 1st corners
- 17-24 1s turn corner, partner, corner, partner, to end between 3s facing opposite sides
- 25-32 1s+3s dance Reel of 4 across, 1s end in middle between 3s & 4s
- 33-40 1s turn LH, cast to 4th place on own side & turn RH

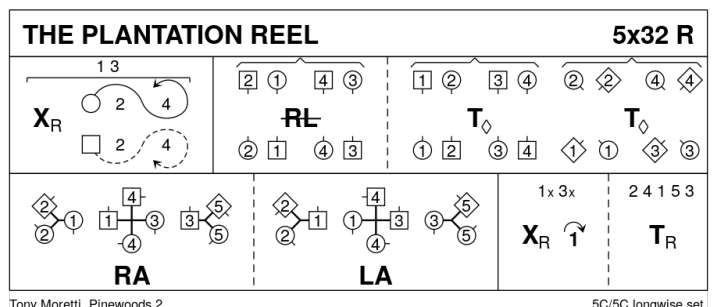


James Cosh, 22 SCDs, RSCDS Thirty Popular Dances Vol 2 4C/4C longwise set.

**8 THE PLANTATION REEL R32 · 5/5L**

Tony Moretti: Pinewoods Collection Vol 2 · Crib: MiniCribs · Diagram: Keith Rose's Diagrams

- 1-8 1s & 3s cross RH & cast down 1 place, lead down between the couple below & cast back to 2nd/4th place (opposite sides)
- 9-16 2s+1s & 4s+3s dance 1/2 R&L & Petronella turn 2 places anticlockwise round square (end in same places as at bar 8)
- 17-24 All dance RH across (1M with 2s, 1L+3M with 4s, 3L with 5s) & 1s & 3s change places with partners to dance LH across
- 25-32 1s & 3s cross RH cast down 1 place & all turn RH



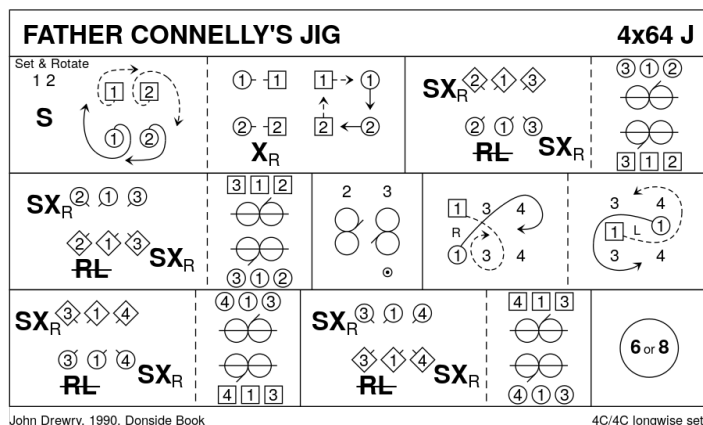
Tony Moretti, Pinewoods 2 5C/5C longwise set.

**INTERVAL**

**9 FATHER CONNELLY'S JIG** J64 · 4/4L

John Drewry: *The Donside Book* · Crib: *MiniCribs* · Diagram: *Keith Rose's Diagrams*

- 1-8 1s+2s Set & Rotate:  
Set, rotate singly & dance on 1 place clockwise, change places RH on sides & dance on 1 place to own sides. Order 2 1 3 4
- 9-16 1s dance 1/2 diag R&L with 1st corners **while** 2nd corners set & change places diagonally RH, 1s dance 1/2 RSh reels of 3 on opposite sides (1M up, 1L down). (2)(1)(3) 4
- 17-24 1s dance 1/2 diag R&L with 3rd corner (pstn) **while** 2nd corners (pstn) set & change places diagonally, 1s dance 1/2 RSh reels of 3 on own sides (1M down, 1L up). 2 1 3 4
- 25-32 1s dance reels of 3 across Lady with 2s & Man with 3s (LSH to 1st corner)
- 33-40 1s cross down between 3s, 1L casts up round 3M & 1M casts down round 4L, 1s change places LH in centre & cast to 3rd place own sides
- 41-56 3s+1s+4s (bottom 3 couples) repeat bars 9-24. Order 2 3 1 4
- 57-64 All (or bottom 3 couples only) circle 8(6)H round & back. 1s step down to end 2 3 4 1



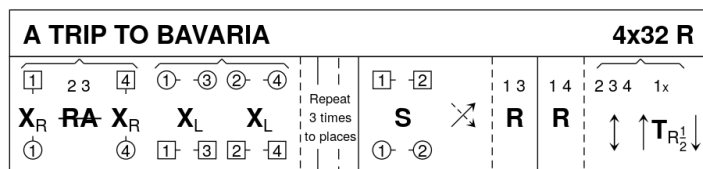
John Drewry, 1990, Donside Book

4C/4C longwise set.

**10 A TRIP TO BAVARIA** R32 · 4/4L

James MacGregor-Brown: *Collins Pocket Reference: Scottish Country Dancing* · Crib: *MiniCribs* · Diagram: *Keith Rose's Diagrams*

- 1-4 1s & 4s cross RH **while** 2s+3s dance 1/2 RH across, 1s+3s & 2s+4s change places LH on sides
- 5-16 Repeat 1-4 another 3 times (end cpls cross RH, middle cpls 1/2 RH across; cpls in 1st+2nd place also 3rd+4th place change places LH) All finish in original places
- 17-24 1s set to 2s & cross over to face 3s, set & cross to face 4s
- 25-32 1s set to 4s & cross over to 4th place on opposite sides, all Adv+Ret 2 steps & 1s change places RH (2H popular) to retire to own sides



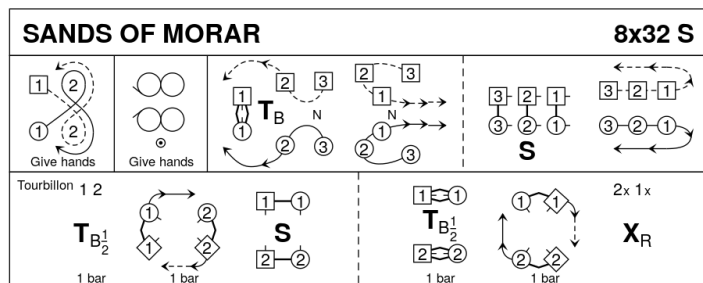
James MacGregor-Brown, Guide to Scottish Country Dancing

4C/4C longwise set.

**11 SANDS OF MORAR** S32 · 3/4L

Barry Priddey: *RSCDS XLV 6* · Crib: *MiniCribs* · Diagram: *Keith Rose's Diagrams*

- 1-8 1s dance Fig of 8 round 2s giving hands when possible
- 9-16 1s dance reflection reels of 3 on own sides (1s dance down between 2s to begin)
- 17-24 1s turn 2H & dance down middle to 3rd pl as 2s+3s continue reel & dance down behind 1s, all set & 1s followed by 2s+3s cast up to orig pls
- 25-32 1s+2s dance the Tourbillon :  
1s & 2s turn partners 2H 1/2 way, 1M & 2L lead partners on 1 place clockwise to end 1s on Ladies side & 2s on Men's side, 1s set to 2s  
1s & 2s 1/2 turn partners 2H, 1L & 2M lead partners on 1 place to end 2s in 1st pl & 1s in 2nd pl & 2s+1s cross RH to own sides. 2 1 3



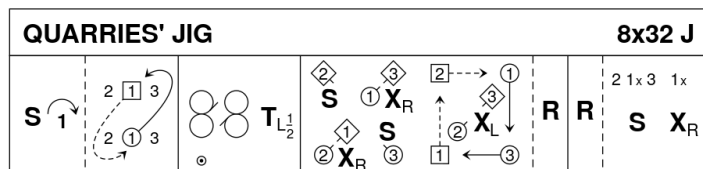
Barry Priddey, 1983, Glasgow Diamond Jubilee & RSCDS Book 45.6

3C/4C longwise set.

**12 QUARRIES' JIG** J32 · 3/4L

Kent W Smith: *RSCDS XXXVI 3* · Crib: *MiniCribs* · Diagram: *Keith Rose's Diagrams*

- 1-8 1s set, cast 1 place & dance round 1st corners passing corners LSh
- 9-16 1s dance reels of 3 across (1st Man with 2s & 1st Lady with 3s), 1s turn LH to face 1st corners
- 17-18 Centre dancers change with 1st corners RH **while** 2nd corners set
- 19-20 1st corners (in centre) change places LH **while** new 1st & 2nd corners dance clockwise round to next corner place
- 21-24 Repeat the Fig in bars 17-20 from new places
- 25-32 Repeat 17-20 from new places, 1s end by turning LH to 2nd place on opposite sides, 2s+1s+3s set on sides & 1s cross back RH



Kent W Smith, RSCDS Book 36.3

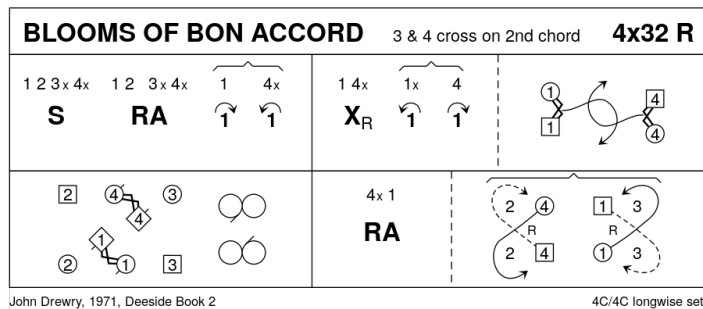
3C/4C longwise set.

**13 BLOOMS OF BON ACCORD R32 · 4/4L**

John Drewry: Deeside Book Part 2 · Crib: MiniCribs · Diagram: Keith Rose's Diagrams

3s & 4s on opp sides

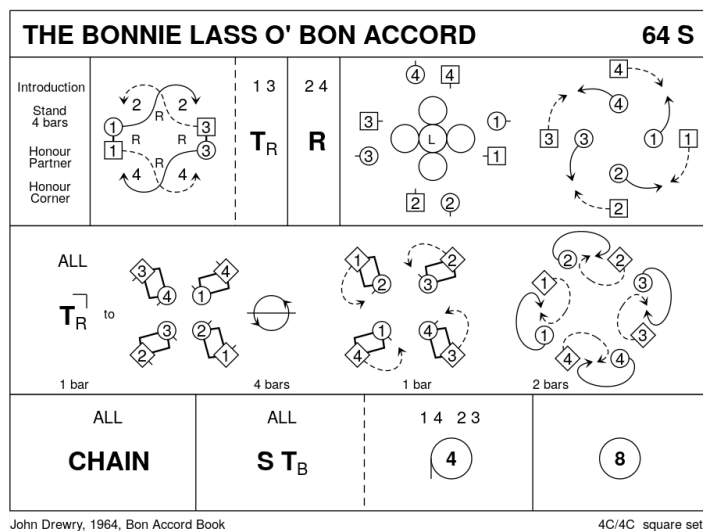
- 1-8** All set & 1s+2s also 3s+4s dance RH across once round, 1s & 4s cast in 1 place to 2 1 (4)(3)
- 9-12** 1s & 4s cross RH & cast to ends of set to meet partners in prom hold & dance into centre of dance
- 13-16** 1s+4s dance round passing RSh & to end 1s in the middle on Men's side facing up & 4s in the middle on Ladies' side facing down
- 17-24** All (1s & 4s in prom hold) dance RSh reels of 3 on sides
- 25-28** 4s+1s dance RH across in centre once round to end 4s facing up & 1s facing down
- 29-32** 4s & 1s lead out of ends crossing & cast in 1 place to end 2 4 (1) (3)



**14 THE BONNIE LASS O' BON ACCORD S64 · 4S**

John Drewry: Bon Accord Book of Scottish Country Dances · Crib: MiniCribs · Diagram: Keith Rose's Diagrams

- 1-8** (8 bar introduction) All stand for 4 bars then bow & curtsey to Partner & to Corner
- 9-16** 1s+3s lead into centre & lead opposite person through side couples, cross, cast to meet partner & turn RH to end with Lady on Man's left
- 17-24** 2s+4s repeat & end with Men facing out
- 25-32** All dance full interlocking Reels of 4 across giving LH in centre, ending with Ladies dancing clockwise round outside of set to meet next Man as Men dance anticlockwise (from LH across) to meet next Lady
- 33-38** Men turn new partner RH into Allemande hold, dance round anticlockwise 1/2 way & turn Ladies to face them (as ordinary allemande)
- 39-40** All cast round to right passing original partner & turn in to face them
- 41-48** All dance Grand Chain
- 49-56** All set to partners & turn 2H opening into 4H round (1s+4s & 2s+3s) opening into
- 57-64** All circle 8H round & back



**15 GOOD HEARTED GLASGOW J32 · 3/4L**

Peter Knapman: A Guide to Scottish Country Dancing (ex-Collins) · Crib: MiniCribs · Diagram: Keith Rose's Diagrams

- 1-8** 1s turn RH & cast to 2nd place, turn partner LH 1.1/4 times
- 9-16** 1s dance RH across (Lady with 2s at top & Man with 3s); 1s pass RSh & dance LH across with other couple
- 17-24** 1s lead down the middle & back to 2nd place own side
- 25-32** 2s+1s+3s circle 6H round & back



**16 THE RUTLAND REEL R40 · 3/4L**

Robert Senior: RSCDS XLVIII 2 · Crib: MiniCribs · Diagram: Keith Rose's Diagrams

- 1-8** 1s set & cast 1 place; 1s cross down between 3s & cast up to 2nd place opposite sides
- 9-16** 1s+2s dance Ladies' Chain & end 1s facing down
- 17-24** Reels of 3 on sides, 1s giving RSh to 3s (6 bars) & 1s+3s 1/2 turn RH 2 3(1)
- 25-32** 3s+1s dance Men's Chain & end 1L facing out with partner ready to follow her
- 33-40** 1L followed by partner casts up & crosses to own side to end with 1s in 2nd place own sides; 1s+3s circle 4H round to left

