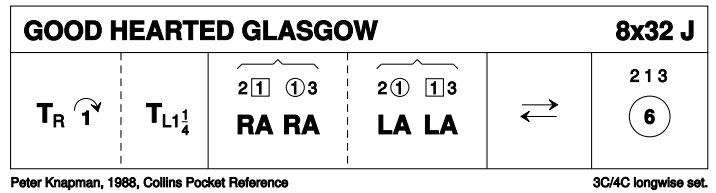


# Atholl SCDC 9 April 2024 - Robin's Programme

## 1 GOOD HEARTED GLASGOW J32 · 3/4L

Peter Knapman: A Guide to Scottish Country Dancing (ex-Collins) · Crib: MiniCribS · Diagram: Keith Rose's Diagrams

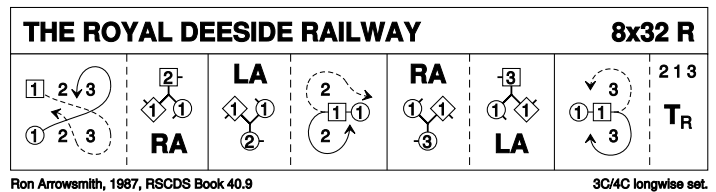
- 1-8 1s turn RH & cast to 2nd place, turn partner LH 1.1/4 times
- 9-16 1s dance RH across (Lady with 2s at top & Man with 3s); 1s pass RSh & dance LH across with other couple
- 17-24 1s lead down the middle & back to 2nd place own side
- 25-32 2s+1s+3s circle 6H round & back



## 2 THE ROYAL DEESIDE RAILWAY R32 · 3/4L

Ron Arrowsmith: RSCDS XL 9 · Crib: MiniCribS · Diagram: Keith Rose's Diagrams

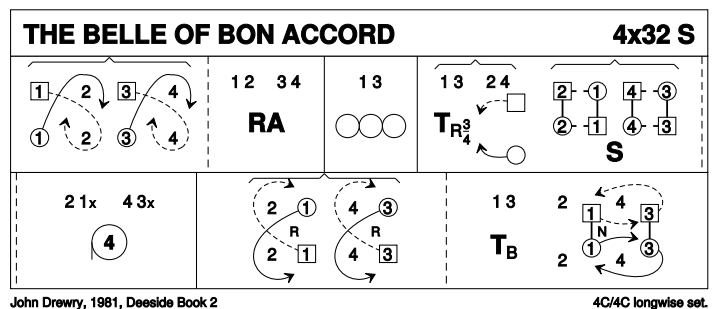
- 1-8 1s cross down (no hands) below 3s, cast up 1 place opposite sides & dance in to face 2L, 1s+2L dance RH across
- 9-16 1s+2M dance LH across & end 1L (with partner behind her) in centre facing up, 1s dance up & cast 1 place on own sides & face 3M
- 17-24 1s+3M dance RH across, 1s+3L dance LH across & end 1L (with partner behind her) in centre facing down
- 25-32 1s dance down below 3s & cast up on own sides to 2nd place, 2s+1s+3s turn RH



## 3 THE BELLE OF BON ACCORD S32 · 4/4L

John Drewry: Deeside Book Part 2 · Crib: MiniCribS · Diagram: Keith Rose's Diagrams

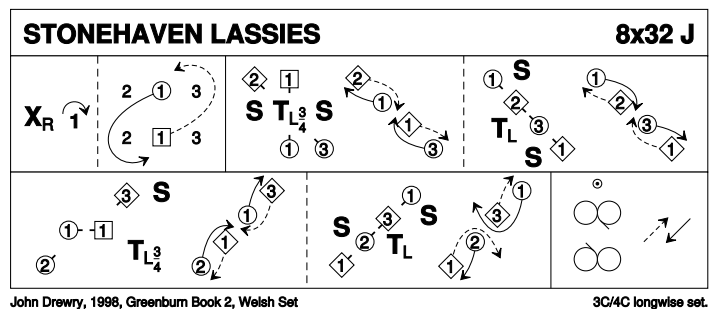
- 1-8 1L & 3L cross down 1 pl & cast up on opp side into centre as 1M & 3M dance across & cast down into centre, 1s+2s & 3s+4s dance RH across
- 9-16 1s & 3s dance reel of 4 up & down centre of dance
- 17-24 1s & 3s 3/4 turn RH to face up while 2s & 4s dance up on sides & turn in to face down & all set, all circle 4H round to left & end on sides
- 25-32 1s & 3s lead up between 2s/4s crossing over & cast down 1 place, 1s & 3s turn 2H & 1s dance down to 4th place as 3s cast up on own sides to 2nd pl



## 4 STONEHAVEN LASSIES J32 · 3/4L

John Drewry: The Greenburn Book 2 · Crib: MiniCribS · Diagram: Keith Rose's Diagrams

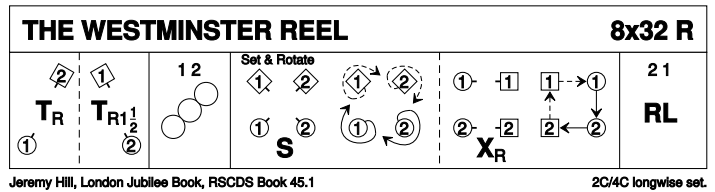
- 1-8 1s cross RH & cast, 1s dance 1/2 Fig of 8 (1M up round 2s, 1L down round 3s)
- 9-12 1s turn LH to face 2nd Corners while 2nd Corners set, 1s dance to 2nd corner position (pass 2nd corner RSh) while 2nd corners dance in;
- 13-16 1s set facing each other while 2nd Corners turn LH, 2nd Corners dance back to place (pass 1s RSh) while 1s dance in to middle (1M above 1L)
- 17-24 1s+1st corners repeat 9-16, ending with 1s dancing in, passing LSh curving round into 2nd place opp side facing out
- 25-32 1s dance LSh reel of 3 on opp sides (1L+3M, 1M+2L pass LSh to begin). 1L crosses down from 1M place to 2nd place own side, while 1M crosses up from 3L place to 2nd place own side.



**5 THE WESTMINSTER REEL R32 · 2/4L**

Jeremy Hill: RSCDS XLV 1 · Crib: MiniCrib · Diagram: Keith Rose's Diagrams

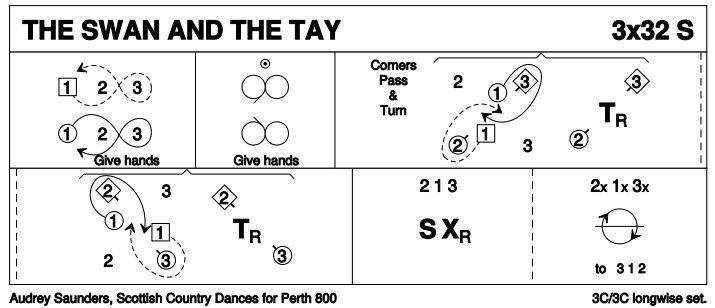
- 1-8 1M+2L turn RH, 1L+2M turn RH 1.1/2 times end facing partner ready for diagonal reel of 4
- 9-16 1s+2s dance diagonal reel of 4. All end in original places
- 17-24 1s+2s Set & Rotate :  
Set (facing diagonally opp dancer), rotate singly & dance on 1 place clockwise, change places RH on sides & dance on 1 place to own sides (1s in 2nd pl)
- 25-32 2s+1s dance R&L



**6 THE SWAN AND THE TAY S32 · 3/3L**

Audrey Saunders: Scottish Country Dances for Perth 800 · Crib: MiniCrib · Diagram: Keith Rose's Diagrams

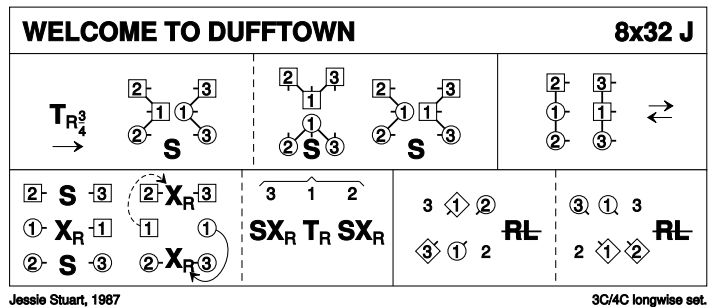
- 1-8 1s dance Figs 8 own sides dancing in & down to start (giving hands where possible)
- 9-16 1s cross down to dance reels of 3 on opp sides (joining hands where possible) & 1s end facing 1st corners, 2s end in 1st place
- 17-20 1s dance Corners Pass+Turn with 1st corners (corners turn RH), pass RSh on bar 20 to face 2nd cnrs
- 21-24 1s dance Corners Pass+Turn with 2nd corners (corners turn RH). Pass RSh on bar 24 to end 2nd place own sides
- 25-32 All set, all cross RH, all chase clockwise 1/2 way round to own sides 3 1 2



**7 WELCOME TO DUFFTOWN J32 · 3/4L**

Jessie Stuart · Crib: MiniCrib · Diagram: Keith Rose's Diagrams

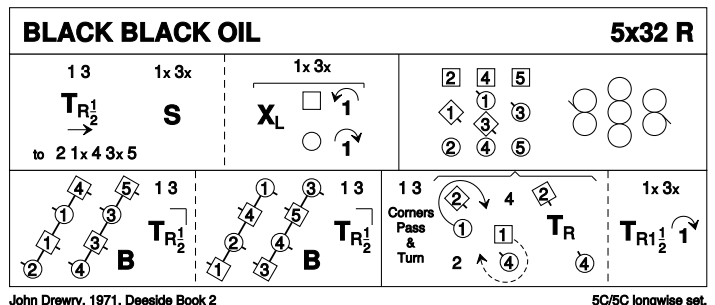
- 1-8 1s 3/4 turn RH moving down (2s step up) & dance 6 bars Crown Triangles ending with Man between 2s & Lady between 3s all facing down
- 9-16 1M+2s also 1L+3s dance down the middle & back 1M+2s turning to face 1L+3s
- 17-24 1s change places RH, cast to right to 2nd place & turn RH while 2s+3s set facing on sides, change places RH, set to partner & cross RH
- 25-32 1s dance diag R&L



**8 THE BLACK BLACK OIL R32 · 5/5L**

John Drewry: Deeside Book Part 2 · Crib: MiniCrib · Diagram: Keith Rose's Diagrams

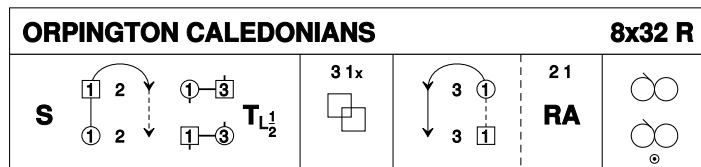
- 1-8 1s & 3s 1/2 turn RH moving down 1 place, face partner & set; cross LH to own sides, cast Left to face 1st corners (1M+3L pass LSh)
- 9-16 All dance reels across (RSh reels of 3 at ends & RSh reel of 4 in centre) end with 1s & 3s holding partners LH in centre of dance & RH to 1st cnr
- 17-24 1s & 3s Bal-in-Line with corners, turn corners RH into centre & Bal-in-Line, turn corners to sides & face 2nd corners
- 25-32 1s & 3s dance Pass+Turn with 2nd corners, turn RH 1.1/2 times & cast 1 place on own sides



**9 ORPINGTON CALEDONIANS R32 · 3/4L**

John Brenchley: RSCDS XLIX 2 · Crib: MiniCribs · Diagram: Keith Rose's Diagrams

- 1-8 1s set, 1L casts & followed by 1M, dances across to 2M's place facing out (2s step up 5-6). 1L+3M also 1M+3L 1/2 turn LH & Men face out
- 9-16 3s+1s dance Ladies' Chain, 1M finishes facing out
- 17-24 1M followed by 1L casts up, dances across to 2M place (3s step down 19-20). 2s+1s dance RH across. 1M & 2L face out
- 25-32 2s+1s+3s dance reels of 3 on sides (1s+3s pass LSh to start)



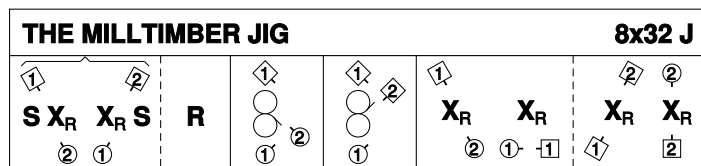
John Brenchley, 1987, RSCDS Book 49.2

3C/4C longwise set.

**10 THE MILLTIMBER JIG J32 · 2/4L**

Anne N MacKenzie: RSCDS XLI 7 · Crib: MiniCribs · Diagram: Keith Rose's Diagrams

- 1-8 1L+2M set & change places RH while 1M+2L change places RH & set, 1s+2s repeat back to places
- 9-16 1s+2M dance reel of 3 across (2M+1L pass RSh to start)
- 17-24 1s+2L dance reel of 3 across (2L+1M pass LSh to start)
- 25-32 1L+2M change places RH, 1L+1M change places RH on side, 1L+2L change places RH & 2s cross RH



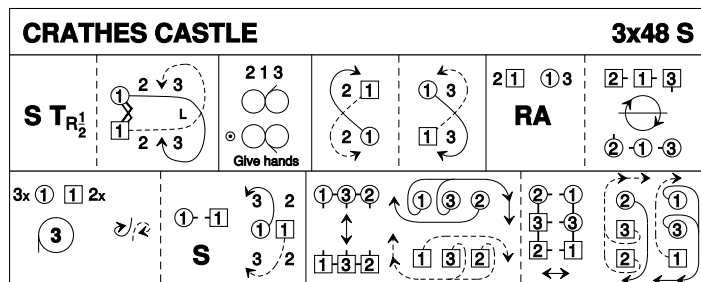
Anne Mackenzie, RSCDS Book 41.7

2C/4C longwise set.

**11 CRATHES CASTLE S48 · 3/3L**

Edward (Ted) Willitt: RSCDS XLIV 8 · Crib: MiniCribs · Diagram: Keith Rose's Diagrams

- 1-8 1s set, 1/2 turn RH to face down in prom hold, dance down below 3s, cross LH & cast up to 2nd place own sides
- 9-16 2s+1s+3s dance reflection reels of 3 on sides (1s in & up to start & all giving hands where possible)
- 17-24 1s dance 1/2 Fig of 8 round 2s & 1/2 Fig of 8 round 3s
- 25-32 1s dance RH across (1L with 2s & 1M with 3s), all chase clockwise 1/2 way to opposite sides. (3)(1)(2)
- 33-40 1M+3s (at top) also 1L+2s circle 3H round to left & 1s end turning to face each other, 1s set, dance out thru 2nd pl opp sides up to top. (1)(3)(2)
- 41-48 1s+3s+2s Adv+Ret for 1 & Link for 3 & repeat to end 2 3 1



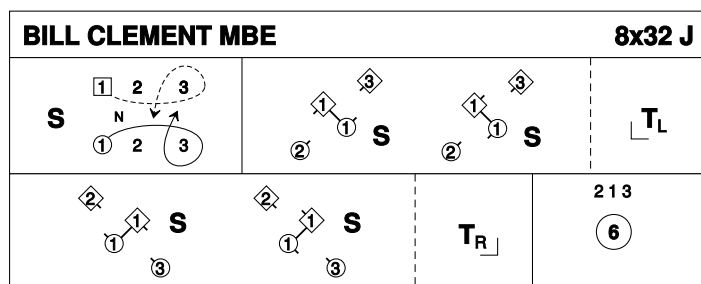
Ted Willitt, 1999, RSCDS Book 44.8

3C/3C longwise set.

**12 BILL CLEMENT MBE J32 · 3/4L**

John Wilkinson: RSCDS XLVII 1 · Crib: MiniCribs · Diagram: Keith Rose's Diagrams

- 1-8 1s set & dance down between 3s & cast up to end LH with partner facing 1st crnrs
- 9-16 1s set & turn inwards to face 3rd crnrs, 1s set to 3rd crnrs & turn crnrs LH to end RH with partner facing 2nd crnrs
- 17-24 1s set & turn inwards to face 4th crnrs, 1s set to 4th crnrs & turn crnrs RH to end 2nd place own side
- 25-32 2s+1s+3s circle 6H round & back

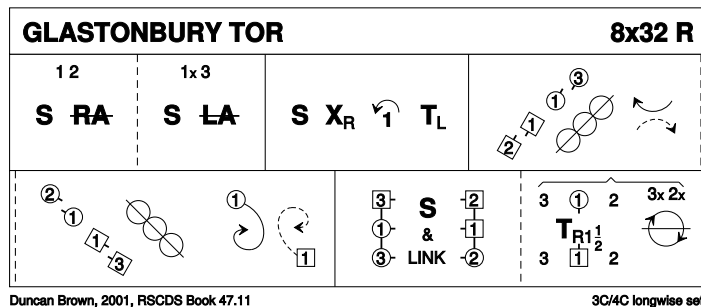


John Wilkinson, 2008, RSCDS Book 47.1

3C/4C longwise set.

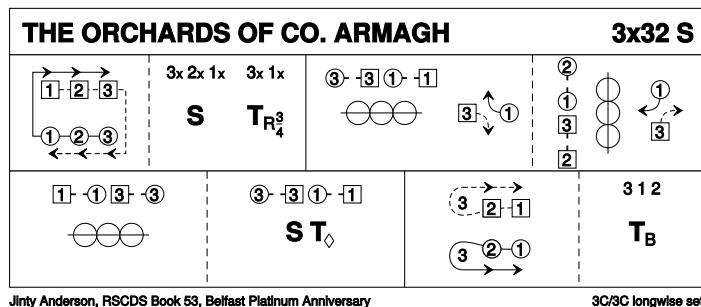
**13 GLASTONBURY TOR** R32 · 3/4L  
*Duncan Brown: RSCDS XLVII 11 · Crib: MiniCribbs · Diagram: Keith Rose's Diagrams*

- 1-8 1s+2s set & dance 1/2 RH across, 1s+3s set & dance 1/2 LH across
- 9-16 1s set & cross RH, 1s cast up 1 place & turn LH turn to face 1st corners (pstns)
- 17-20 1s dance 1/2 reel of 4 with 1st cnrns (pstns) & pass left to face 2nd cnrns (pstns)
- 21-24 1s dance 1/2 reel of 4 with 2nd cnrns (pstns) & curve right to end 1M between 3s facing down & 1L btwn 2s facing up
- 25-32 1M+3s also 1L +2s Set+Link for 3 once, 1s turn RH 1.1/2 times to 2nd place as 2s & 3s dance clockwise 1/2 way to places 2 1 3



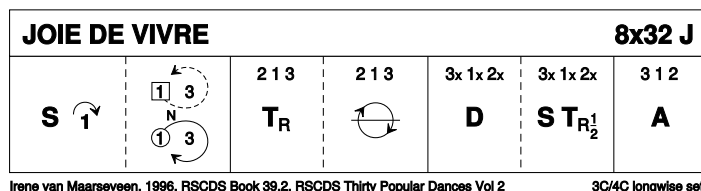
**14 THE ORCHARDS OF CO. ARMAGH** S32 · 3/3L  
*Jinty Anderson: RSCDS LIII 14 · Crib: MiniCribbs · Diagram: Keith Rose's Diagrams*

- 1-8 1M leading 2M+3M also 3L leading 2L+1L chase clockwise 1/2 round to opp sides (4 bars). All set, 1s+3s turn partners 3/4 RH into line up/down (Men facing down)
- 9-12 3s+1s dance 1/2 reel of 4. Bar 12: 1M+3L pass LSh to face 2s (1M+2M & 3L+2L facing), 1L+3M remain in centre at top/bottom
- 13-16 1M+3L+2s dance 1/2 reel of 4 across. Bar 16: 1M & 3L pass LSh to face partners up/down set
- 17-24 1s+3s dance 1/2 reel of 4, 1M+3L pass LSh to face own partners. 3s+1s set, Petronella turn to own sides. 3 2 1
- 25-32 2s followed by 1s dance up to top, cast, 2s to 3rd place, 1s to 2nd place (4 bars). 3s+1s+2s turn partners 2H



**15 JOIE DE VIVRE** J32 · 3/4L  
*Irene van Maarseveen: RSCDS XXXIX 2 · Crib: MiniCribbs · Diagram: Keith Rose's Diagrams*

- 1-8 1s set, cast 1 place, 1s dance down between 3s & cast back to 2nd place on own sides
- 9-16 2s+1s+3s turn RH & chase 1/2 way round clockwise
- 17-24 3s+1s+2s dance DoSiDo, set & 1/2 turn partners RH for Allemande
- 25-32 3s+1s+2s dance Allemande



**16 THE DUKE AND DUCHESS OF EDINBURGH** R40 · 3/4L  
*Allie Anderson & Florence D. Lesslie: RSCDS XXXIX 7 · Crib: MiniCribbs · Diagram: Keith Rose's Diagrams*

- 1-8 1s+2s+3s Adv+Ret & turn partners 2H
- 9-16 1s cast, lead down between 3s, cast up behind 3s, lead up between 2s & cast back to 2nd place
- 17-24 1s dance RH across (Lady with 2s & Man with 3s), pass RSh & dance LH across with other couple to end facing 1st corners
- 25-32 1s turn 1st corner, partner, 2nd corner & partner to own sides 2nd place
- 33-40 2s+1s+3s circle 6H round & back

