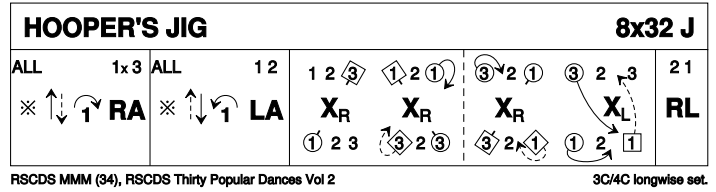


Atholl SCDC - 21 May 2024 - Bethany & Kai's Party Programme

1 HOOPER'S JIG J32 · 3/4L

Miss Milligan's Miscellany of Scottish Country Dances · Crib: MiniCrib · Diagram: Keith Rose's Diagrams

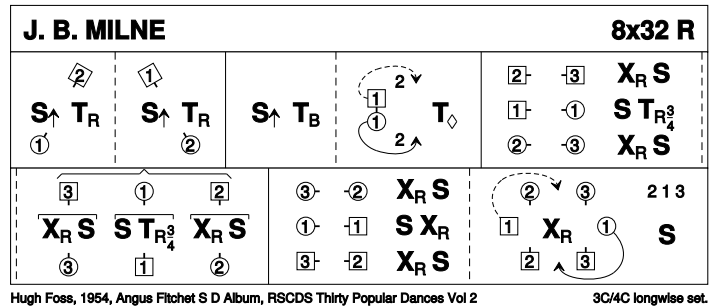
- 1-8 All clap & 1s cross passing RSh, cast to 2nd place & dance RH across with 3s
- 9-16 All clap & 1s cross passing RSh, cast to 1st place & dance LH across with 2s
- 17-24 1M+3L change places RH & 1L+3M change places RH (as 1M+3L loop round), 1M+3L change places RH (as 1L+3M loop round) & 1L+3M cross LH 1L ending in 2nd place (as 1M casts to 2nd pl), 2s step up on bars 23 - 24
- 25-32 2s+1s dance R&L. 2 1 3



2 J. B. MILNE R32 · 3/4L

Hugh Foss: Thirty Popular Dances, Volume Two · Crib: MiniCrib · Diagram: Keith Rose's Diagrams

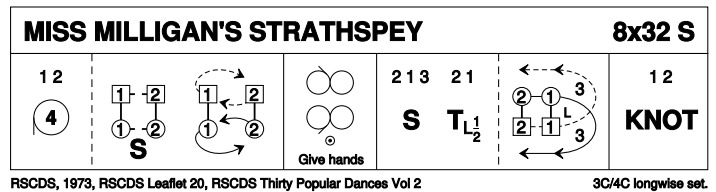
- 1-8 1M+2L set advancing & turn RH, 1L+2M set advancing & turn RH
- 9-16 1s set advancing to each other & turn 2H, cast to 2nd place & Petronella turn to Lady between 2s & Man between 3s
- 17-24 1s set & 3/4 turn RH while 2s+3s change places RH on sides & set, 1s repeat but 2s & 3s cross RH & set
- 25-32 1s set & change places RH while 2s+3s change places RH on sides & set, 1s cast round corner to 2nd pl own sides as 2s+3s cross RH & all set



3 MISS MILLIGAN'S STRATHSPEY S32 · 3/4L

RSCDS: The Leaflet Dances with Music · Crib: MiniCrib · Diagram: Keith Rose's Diagrams

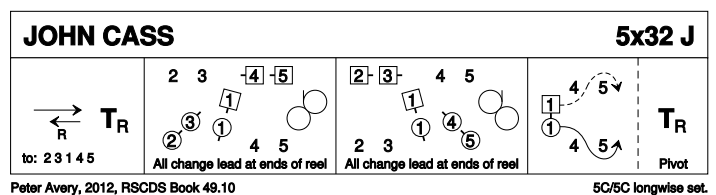
- 1-8 1s+2s circle 4H round to left, 1s face 2s NHJ with partners. 1s+2s set, 1s turning towards each other to face up, then 1s cast while 2s dance up & face out
- 9-16 2s+1s+3s dance reflection reels of 3 on own sides 1s dancing in between 3s to start. All take hands where possible
- 17-24 2s+1s+3s set, 2s+1s 1/2 turn LH, 1s followed by 2s lead down between 3s, cross & cast up on own sides
- 25-32 1s+2s dance the Knot



4 JOHN CASS J32 · 5/5L

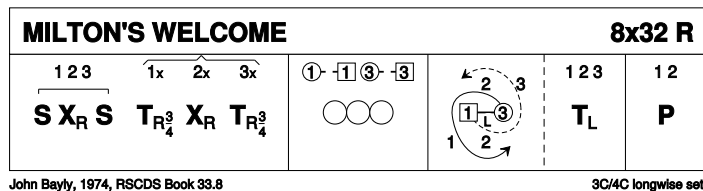
Peter Avery: RSCDS XLIX 10 · Crib: MiniCrib · Diagram: Keith Rose's Diagrams

- 1-8 1s lead down (2s+3s step up 3-4), lead up to 3rd place & turn RH to face 3M with 1L following 1M
- 9-16 1s, 3M+2M, 4L+5L all in tandem, dance alternating tandem reel on diagonal (1s pass 3M+2M RSh). 1s end facing 4M, 1L following 1M
- 17-24 1s, 4M+5M, 2L+3L all in tandem, repeat 9-16 (1s pass 4M+5M LSh) 1s end in middle, 3rd place facing down NHJ (1L on Left of 1M)
- 25-32 1s dance down between 4s, cast behind 5s (4s+5s step up 27-28), 1s pivot turn (R elbow grip) & finish in 5th place 2 3 4 5 1



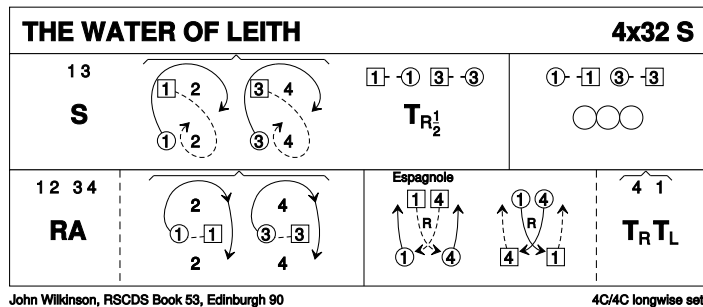
5 MILTON'S WELCOME R32 · 3/4L
John Bayly: RSCDS XXXIII 8 · Crib: MiniCribs · Diagram: Keith Rose's Diagrams

- 1-8 1s+2s+3s set, cross RH, 1s+2s+3s set & 1s+3s 3/4 turn RH (to form line up & down centre) as 2s cross RH to original places
- 9-16 1s+3s dance reel of 4 in centre of dance end with 1L+3M taking LH as partners end on sides
- 17-24 1L+3M 3/4 turn LH to face own sides, dance out & cast behind 2s to original places, 1s+2s+3s turn LH
- 25-32 1s+2s dance Poussette. 2 1 3



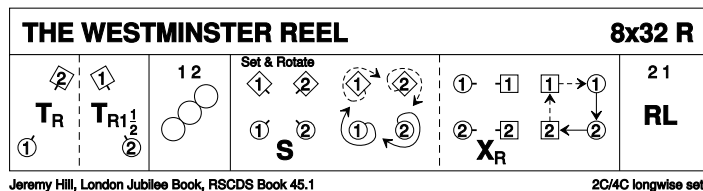
6 THE WATER OF LEITH S32 · 4/4L
John Wilkinson: RSCDS LIII 2 · Crib: MiniCribs · Diagram: Keith Rose's Diagrams

- 1-8 1s+3s set. 1L dances down, casts up round 2M into middle facing down as 1M dances across, casts round 2L into middle facing up **while** 3s dance same round 4s. 1s+3s change places RH with partner into line of 4 in middle (M face down, L face up)
- 9-16 1s+3s dance reel of 4 in middle
- 17-20 1s+2s also 3s+4s dance RH across
- 21-24 1M followed by 1L casts round 2L to 2nd place own sides as 3M followed by 3L casts round 4L to 4th place (2s+4s step up 23-24)
- 25-32 1s+4s (middle couples) dance Espagnole
- 25-26 1s+4s cross (Ladies lead across RH passing between Men) with Ladies changing places RH
- 27-28 1s+4s cross back (Men lead across RH between Ladies) with Men changing places RH
- 29-32 4s turn RH as 1s turn LH



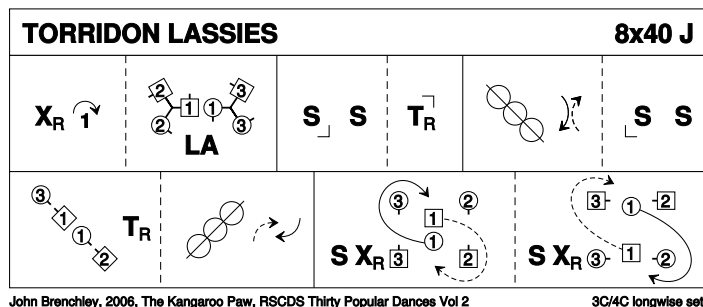
7 THE WESTMINSTER REEL R32 · 2/4L
Jeremy Hill: RSCDS XLV 1 · Crib: MiniCribs · Diagram: Keith Rose's Diagrams

- 1-8 1M+2L turn RH, 1L+2M turn RH 1.1/2 times end facing partner ready for diagonal reel of 4
- 9-16 1s+2s dance diagonal reel of 4. All end in original places
- 17-24 1s+2s Set & Rotate :
 Set (facing diagonally opp dancer), rotate singly & dance on 1 place clockwise, change places RH on sides & dance on 1 place to own sides (1s in 2nd pl)
- 25-32 2s+1s dance R&L



8 TORRIDON LASSIES J40 · 3/4L
John Brenchley: Thirty Popular Dances, Volume Two · Crib: MiniCribs · Diagram: Keith Rose's Diagrams

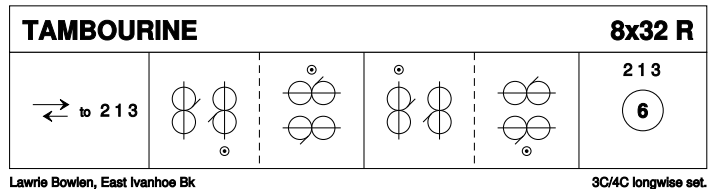
- 1-8 1s cross & cast 1 place, 1s dance LH across (1L with 2s, 1M with 3s) & end facing 4th corner
- 9-16 1s set to corners then to partner up/down the dance & end facing 1st corners, turn corners RH & pass partner LSh to face 2nd corners
- 17-24 1s dance 1/2 diagonal reel of 4 with 2nd corners & pass LSh to face 3rd corners, 1s set to corners then set to partner across the dance & end facing 4th corners
- 25-32 1s turn 4th corner (pstrn) RH & pass partner LSh to face 1st corners, 1s dance 1/2 diag reel of 4 with 1st corners & pass RSh to BtoB (1M facing up)
- 33-40 1s dance RSh round 2nd corners & 1/2 Fig 8 (1L up, 1M down) **while** 2s+3s set & cross RH, set (facing up/down) & change pl RH on sides. 2 1 3



9 TAMBOURINE R32 · 3/4L

Lawrie Bowlen: East Ivanhoe Book · Crib: MiniCrib · Diagram: Keith Rose's Diagrams

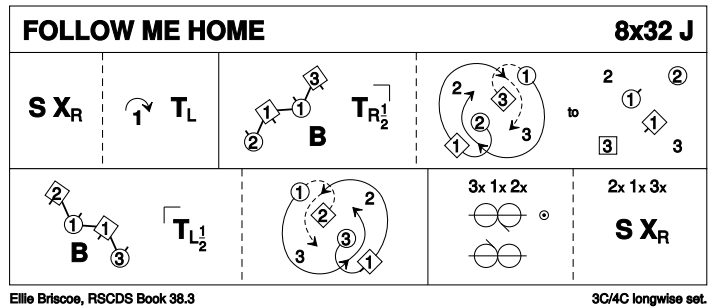
- 1-8 1s lead down the middle & back to 2nd place own side (2s step up 3-4)
- 9-16 1s dance 1/2 LSh reels of 3 across, passing 1st corners LSh;
1s dance 1/2 RSh reels of 3 on opposite sides (Man up, Lady down). 1s end in 2nd place opp sides, all dancing loops into place
- 17-24 1s dance 1/2 LSh reels of 3 across (Man up Lady down);
1s dance 1/2 RSh reels of 3 on own sides (Man down, Lady up). End 2 1 3 4
- 25-32 2s+1s+3s circle 6H round & back



10 FOLLOW ME HOME J32 · 3/4L

Ellie Briscoe: RSCDS XXXVIII 3 · Crib: MiniCrib · Diagram: Keith Rose's Diagrams

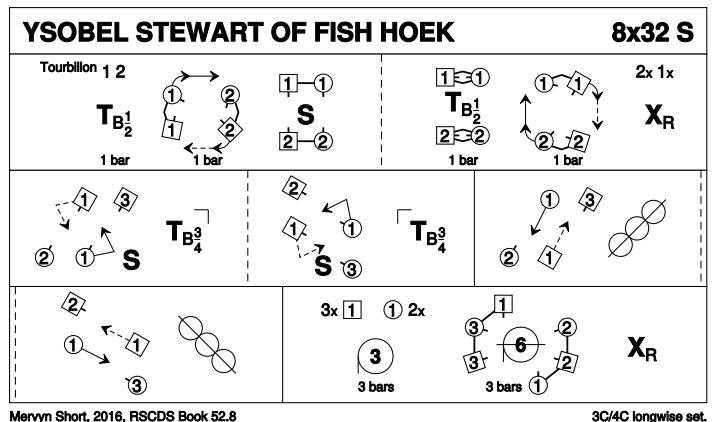
- 1-8 1s set & cross RH, cast 1 place & turn LH (ending in a diagonal line LH to partner & RH with 1st corner)
- 9-16 1s Bal-in-Line with 1st cnrns, 1/2 turn cnrns & 1s followed by cnrns chase cl'wise to 3rd cnrn (pstn), 1s dance in, join RH with partner & LH with 2nd cnrns
- 17-24 1s Bal-in-Line with 2nd cnrns, 1/2 turn cnrns & 1s followed by cnrns chase anticl'wise to 4th cnrn (pstn), 1s crossing LSh to 2nd pl opp sides facing out
- 25-32 3s+1s+2s dance 1/2 reels of 3 on the sides 1s giving LSh to 2nd corner (position); 2s+1s+3s set & cross RH



11 YSOBEL STEWART OF FISH HOEK S32 · 3/4L

Mervyn C Short: RSCDS LII 8 · Crib: MiniCrib · Diagram: Keith Rose's Diagrams

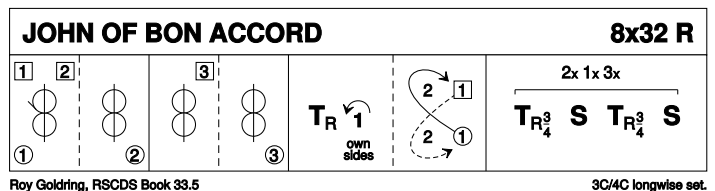
- 1-8 1s+2s dance the Tourbillon
- 9-12 1s set advancing to 1st corners & turn corners 2H into lines of 3 across, 1L between 2s, 1M between 3s
- 13-16 1s set advancing to 2nd corners & turn corners 2H to end 1s in 2nd place opp sides
- 17-24 1s pass LSh to dance 1/2 diag reel of 4 with 3rd corners, pass LSh to dance 1/2 diag reel of 4 with 4th corners. 1s end in 2nd place own sides
- 25-30 1L+3s (at top) & 1M with 2s (at bottom) dance 3H round to Left (3 bars), 1s drop LH and 1L leads 3s down Ladies' side, 1M leads 2s up Men's side into circle 6H 1/2 round to Left. 2 (1) 3
- 31-32 1s cross RH to own sides. 2 1 3



12 JOHN OF BON ACCORD R32 · 3/4L

Roy Goldring: RSCDS XXXIII 5 · Crib: MiniCrib · Diagram: Keith Rose's Diagrams

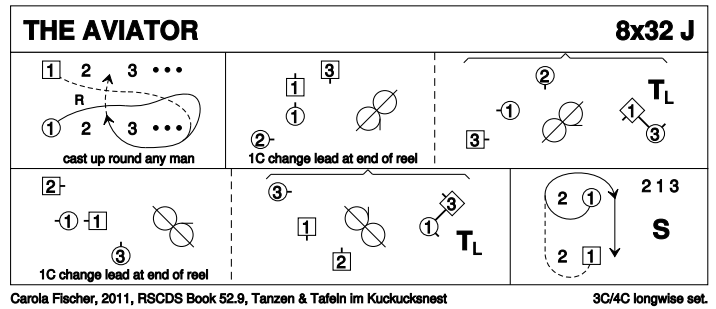
- 1-16 1s dance 4 progressive 1/2 reels of 3 across
- 1-8 1s pass RSh to dance 1/2 reel with 2L then 1s pass LSh & dance 1/2 reel with 2M
- 9-16 1s pass RSh to dance 1/2 reel with 3L then 1s pass LSh to dance 1/2 reel with 3M. (2) (3) 1
- (Supporting dancer in each 1/2 reel dances up sideline to begin reel)
- 17-24 1s turn RH & cast up to 2nd place on own sides, dance 1/2 Fig of 8 around the 2s to 2nd place opposite sides
- 25-32 2s+1s+3s turn 3/4 RH to end in line in centre of dance facing partners (M facing down & L up) & set, 3/4 turn RH to end on own sides & set



13 THE AVIATOR J32 · 3/4L

Carola Fischer: RSCDS LII 9 · Crib: MiniCribbs · Diagram: Keith Rose's Diagrams

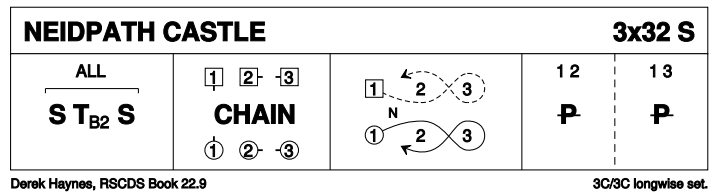
- 1-8 1s lead down, on bar 4 1M crosses partner in front & 1L followed by 1M cast up behind 4M & 3M & across into 2nd place facing 3L (2s step up 3-4)
- 9-16 1s (1L leading) dance 1/2 alternating tandem reel with 1st corners; 1M continues reel with corners passing 3L LSh **while** 1L+3M turn LH to face 2L
- 17-24 1s (1M leading) dance 1/2 alternating tandem reel with 2nd corners; 1L continues reel with corners passing 2L LSh **while** 1M+3L turn LH. 1s end in 2nd place opp sides, 1L facing out
- 25-32 1s dance up, round 2s by RSh (1L behind 2M, 1M in front 2L) & 1M followed by 1L cast 1 place, across set to end in 2nd place own side (6 bars). All 3 couples set



14 NEIDPATH CASTLE S32 · 3/3L

Derek Haynes: RSCDS XXII 9 · Crib: MiniCribbs · Diagram: Keith Rose's Diagrams

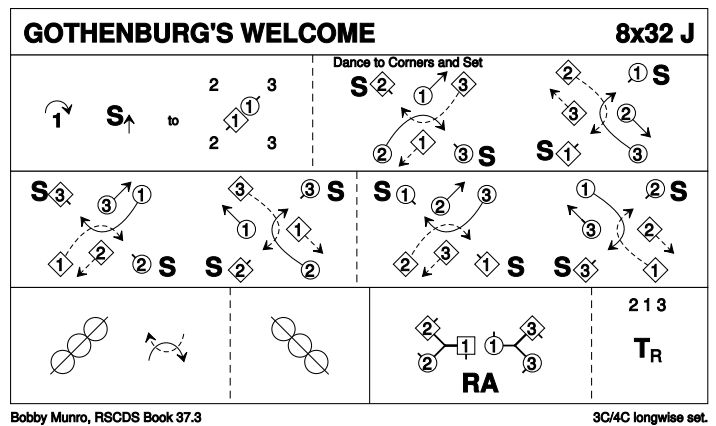
- 1-8 All set & turn partners 2H twice & set again
- 9-16 All dance Grand Chain
- 17-24 1s dance down between 2s, cast behind 3s, dance up between 3s, cast up behind 2s. 1s+2s end ready for a 1/2 Diamond Poussette
- 25-32 1s+2s dance 1/2 Diamond Poussette, 3s dance in on bar 28 & 1s+3s dance 1/2 Diamond Poussette 1s ending in 3rd place. 2 3 1



15 GOTHENBURG'S WELCOME J32 · 3/4L

Bobby Munro: RSCDS XXXVII 3 · Crib: MiniCribbs · Diagram: Keith Rose's Diagrams

- 1-4 1s cast 1 place & set advancing to 1st corner
- 5-16 Dance to Corners & Set: (12 bars)
Couple in middle change places with corners passing RSh, corners pass RSh in middle with a 1/4 turn to right to face next corner **while** supporting corners set (2 bars). Repeat 5 more times to end with corners in diagonally opposite place and 1s in the middle facing 3rd corner positions
- 17-24 1s dance 1/2 diagonal Reel of 4 with 3rd corner, pass RSh & dance 1/2 diagonal Reel with 4th corners
- 25-32 1s dance RH hands across (L with 2s & M with 3s) & 2s+1s+3s turn RH



16 THE DEIL AMANG THE TAILORS R32 · 3/4L

RSCDS XIV 7 · Crib: MiniCribbs · Diagram: Keith Rose's Diagrams

- 1-8 1s+2s set & dance RH across 1/2 way, set & dance LH across 1/2 way back to place
- 9-16 1s lead down the middle & back to top
- 17-24 1s+2s dance Allemande
- 25-32 2s+1s+3s circle 6H round & back

