

# Atholl SCDC 7 Nov 23 - Alison A's Programme

## 1 JOIE DE VIVRE J32 · 3/4L

Irene van Maarseveen: RSCDS XXXIX 2 · Crib: MiniCribbs · Diagram: Keith Rose's Diagrams

- 1-8 1s set, cast 1 place, 1s dance down between 3s & cast back to 2nd place on own sides
- 9-16 2s+1s+3s turn RH & chase 1/2 way round clockwise
- 17-24 3s+1s+2s dance DoSiDo, set & 1/2 turn partners RH for Allemande
- 25-32 3s+1s+2s dance Allemande

<b>JOIE DE VIVRE</b>						<b>8x32 J</b>
<b>S</b>		2 1 3 <b>T<sub>R</sub></b>		3x 1x 2x <b>D</b>	3x 1x 2x <b>S T<sub>R</sub><sup>1</sup><sub>2</sub></b>	3 1 2 <b>A</b>

Irene van Maarseveen, 1996, RSCDS Book 39.2, RSCDS Thirty Popular Dances Vol 2 3C/4C longwise set.

## 2 THE LADIES OF DUNSE R40 · 3/4L

RSCDS XXVI 11 · Crib: MiniCribbs · Diagram: Keith Rose's Diagrams

- 1-8 1s lead down the middle for 3 steps, back to top & cast to 2nd place
- 9-16 2s repeat 1- 8
- 17-24 2s followed by 1s dance full Fig of 8 round 3s, 2s dancing up to 1st place
- 25-32 1s+3s dance R&L 1s end facing 1st corners
- 33-40 1s set to 1st corners, set to 2nd corners, pull back RSh to end on sides between corners & turn partner RH 1.1/2 times 2 1 3

<b>THE LADIES OF DUNSE</b>						<b>8x40 R</b>
	2 <b>R</b>		1 3 <b>RL</b>		<b>T<sub>R</sub><sup>1</sup><sub>2</sub></b>	

RSCDS Book 26.11 3C/4C longwise set.

## 3 SANDS OF MORAR S32 · 3/4L

Barry Priddey: RSCDS XLV 6 · Crib: MiniCribbs · Diagram: Keith Rose's Diagrams

- 1-8 1s dance Fig of 8 round 2s giving hands when possible
- 9-16 1s dance reflection reels of 3 on own sides (1s dance down between 2s to begin)
- 17-24 1s turn 2H & dance down middle to 3rd pl as 2s+3s continue reel & dance down behind 1s, all set & 1s followed by 2s+3s cast up to orig pls
- 25-32 1s+2s dance the Tourbillon :

<b>SANDS OF MORAR</b>						<b>8x32 S</b>
	Give hands 					
Tourbillon 1 2 <b>T<sub>B</sub><sup>1</sup><sub>2</sub></b> 1 bar					2x 1x <b>X<sub>R</sub></b>	

Barry Priddey, 1983, Glasgow Diamond Jubilee & RSCDS Book 45.6 3C/4C longwise set.

1s & 2s turn partners 2H 1/2 way, 1M & 2L lead partners on 1 place clockwise to end 1s on Ladies side & 2s on Men's side, 1s set to 2s

1s & 2s 1/2 turn partners 2H, 1L & 2M lead partners on 1 place to end 2s in 1st pl & 1s in 2nd pl & 2s+1s cross RH to own sides. 2 1 3

## 4 GRANVILLE MARKET J32 · 3/4L

Elinor M Vandegrift: A Second Book of Graded Scottish Country Dances · Crib: MiniCribbs · Diagram: Keith Rose's Diagrams

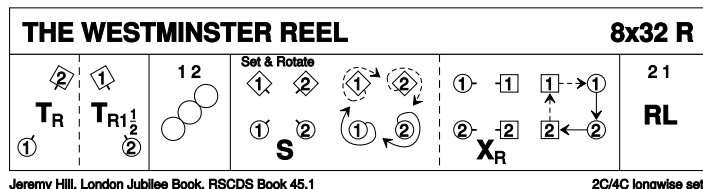
- 1-8 1s+2s dance RH across & LH back
- 9-16 1s cross RH & cast 1 place, 1s dance 1/2 Fig of 8 around 2s & end facing 1st corner
- 17-24 1s turn corners RH & pass RSh to face 2nd corners, 1s turn 2nd corners RH & pass RSh to end 2nd place own sides
- 25-32 2s+1s+3s circle 6H round & back

<b>GRANVILLE MARKET</b>						<b>8x32 J</b>
1 2 <b>RA</b>	1 2 <b>LA</b>					2 1 3 <b>6</b>

Elinor M Vandegrift, RSCDS Graded Book 2.18 3C/4C longwise set.

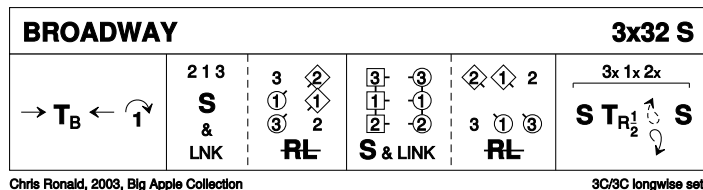
**5 THE WESTMINSTER REEL** R32 · 2/4L  
*Jeremy Hill: RSCDS XLV 1 · Crib: MiniCrib · Diagram: Keith Rose's Diagrams*

- 1-8 1M+2L turn RH, 1L+2M turn RH 1.1/2 times end facing partner ready for diagonal reel of 4
- 9-16 1s+2s dance diagonal reel of 4
- 17-24 1s+2s Set & Rotate :  
 Set (facing diagonally opp dancer), rotate singly & dance on 1 place clockwise, change places RH on sides & dance on 1 place to own sides (1s in 2nd pl)
- 25-32 2s+1s dance R&L



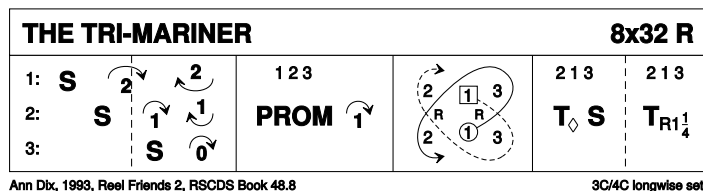
**6 BROADWAY** S32 · 3/3L  
*Chris Ronald: The Big Apple Collection · Crib: MiniCrib · Diagram: Keith Rose's Diagrams*

- 1-8 1s dance down (2 bars) & turn 2H (2 bars), 1s dance up & cast to 2nd place
- 9-16 2s+1s+3s Set+Link for 3, 1s dance 1/2 Diag R&L starting Diagonally left
- 17-24 All Set+Link for 3, 1s dance 1/2 Diag R&L starting Diagonally left. (3)(1)(2)
- 25-32 All set & 1/2 turn RH, face partner and pull back RSh, dance out to places & set. 3 1 2



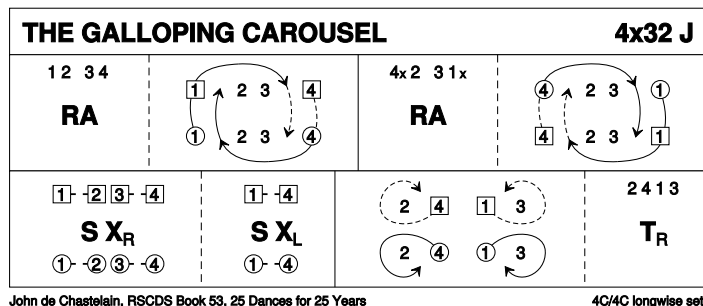
**7 THE TRI-MARINER** R32 · 3/4L  
*Ann Dix: RSCDS XLVIII 8 · Crib: MiniCrib · Diagram: Keith Rose's Diagrams*

- 1-8 1s set, cast 2 places & lead up to top while 2s (bar 3) set, cast 1 place & lead up to 2nd place while 3s (bar 5) set, cast into middle
- 9-16 1s+2s+3s Promenade & end with 1s casting to 2nd place
- 17-24 1s cross down, cast up behind 3s, cross up & cast to 2nd place
- 25-32 All petronella turn into middle, set & turn partner RH 1.1/4 times



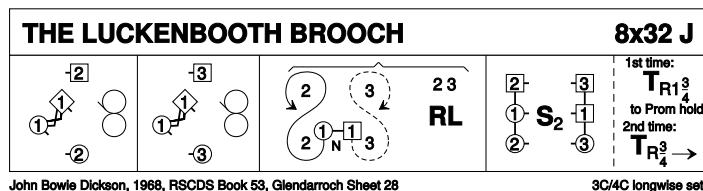
**8 THE GALLOPING CAROUSEL** J32 · 4/4L  
*John de Chastelain: RSCDS LIII 3 · Crib: MiniCrib · Diagram: Keith Rose's Diagrams*

- 1-8 1s+2s also 3s+4s dance RH across, 1L also 4M followed by partner chase round clockwise to other end of dance
- 9-16 4s+2s also 3s+1s dance RH across, 1L also 4M followed by partner chase round clockwise back to places
- 17-24 1s+2s also 3s+4s set facing on sides & change places RH, middle couples set facing on sides & change places LH
- 25-32 Middle couples lead up/down between end couples, cast back to place & all turn RH. 2 4 1 3



**9 THE LUCKENBOOTH BROOCH** J32 · 3/4L  
*John Bowie Dickson: RSCDS LIII 6 · Crib: MiniCrib · Diagram: Keith Rose's Diagrams*

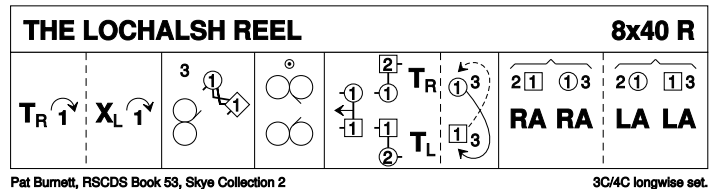
- 1-8 1s in prom hold (Lady on Man's left) dance reel of 3 with 2s (RSh to 2M) & end facing 3M
- 9-16 1s dance reel with 3s (RSh to 3M) ending with 1s dancing into centre facing Men's side
- 17-24 1M casts up & 1L dn into centre & dance out Ladies' side, 1M cast up & 1L dn to end 1M b'tw'n 2s facing dn & 1L+3s face up as 2s+3s dance R&L
- 25-32 2s+1s+3s set twice, 1s turn RH 1.3/4 times to 2nd places



## 10 THE LOCHALSH REEL R40 · 3/4L

Pat Burnett: RSCDS LIII 1 · Crib: MiniCribs · Diagram: Keith Rose's Diagrams

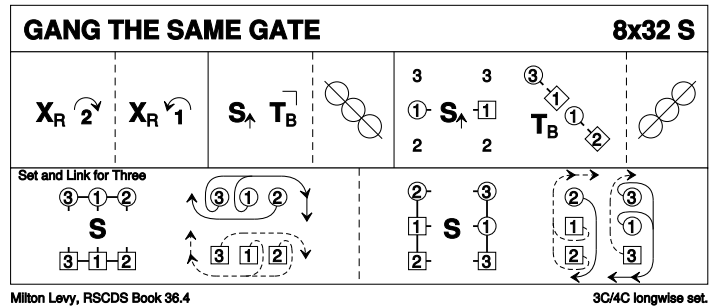
- 1-8 1s turn RH, cast 1 place, cross LH, cast 1 place to meet partner in prom hold facing 3M (Lady on Man's left)
- 9-16 1s dance LSh reel of 3 across with 3s
- 17-24 1s separate to dance reels of 3 on opposite sides
- 25-32 1s dance NHJ up to top, turn 2s with other hand, cross down between 3s & cast up to 2nd place own sides
- 33-40 1s dance RH across (Lady with 2s & Man with 3s), pass RSh to dance LH across with other couple



## 11 GANG THE SAME GATE S32 · 3/4L

Milton Levy: RSCDS XXXVI 4 · Crib: MiniCribs · Diagram: Keith Rose's Diagrams

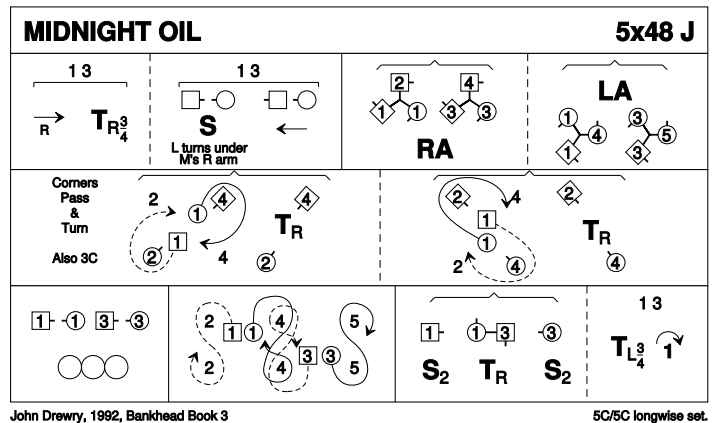
- 1-8 1s cross RH & cast down to 3rd place, cross RH & cast up to 2nd place on own sides
- 9-16 1s set adv to ptrn & turn 1st crnr 2H to face 2nd crnr, 1s dance 1/2 diag reel of 4 ending M b'tw'n top cpl facing down & L b'tw'n bottom cpl facing up
- 17-24 1s set adv to partner & turn 4th corner (pstrn) 2H to face own 1st corner (pstrn), 1s dance 1/2 diag reel with 1st corners ending in 2nd place opp sides
- 25-32 3s+1s+2s Set+Link for 3 twice



## 12 MIDNIGHT OIL J48 · 5/5L

John Drewry: Bankhead Book Part 3 · Crib: MiniCribs · Diagram: Keith Rose's Diagrams

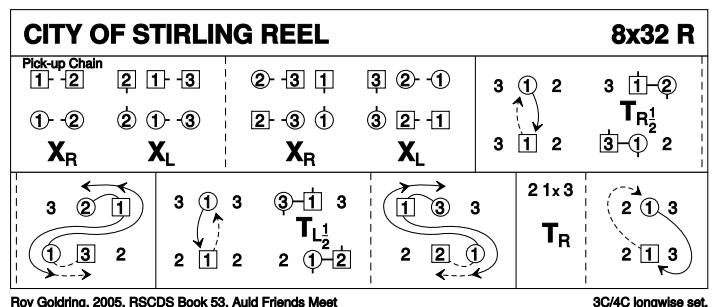
- 1-8 1s & 3s lead down & 3/4 turn RH to L facing down & M up, retaining hold of RH set & L turns under ptrns Rt arm to dance up (Men follow ptrnr)
- 9-16 1s & 3s dance RH across with 2L/4L, 1s & 3s dance LH across with 4M/5M to end facing 1st corners
- 17-24 1s also 3s dance Pass+Turn with 1st corners & pass RSh to face 2nd corners, dance Pass+Turn with 2nd corners & into centre facing partner (L facing down M up)
- 25-32 1s+3s dance reel of 4 up & down centre of dance & end in centre holding partners nearer hand (1s face Ladies side & 3s face Men's side)
- 33-40 1s also 3s dance out sides & cast, dance in to meet ptrnr (1M & 3L pass LSh) to dance out other side & cast back to middle (1M & 3L pass RSh & face each other)
- 41-48 1L also 3M set twice **while** 1M+3L turn RH, 1s & 3s turn partner LH & cast down 1 place on own sides. End 2 4 1 5 3



## 13 CITY OF STIRLING REEL R32 · 3/4L

Roy Goldring: Bannockburn 700 · Crib: MiniCribs · Diagram: Keith Rose's Diagrams

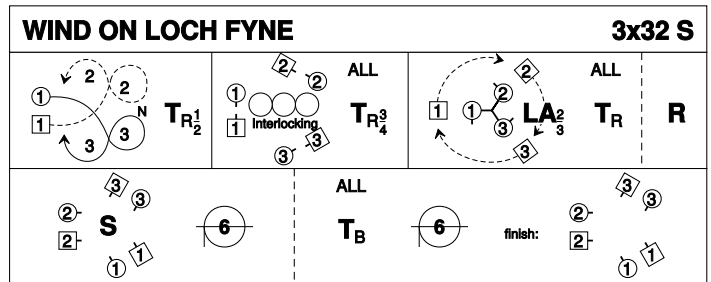
- 1-8 1s+2s+3s dance Snowball Grand Chain (1s+2s change places on sides to start). (3)(1)(2)
- 9-16 1s cross (pass RSh) & 1/2 turn RH person in 3rd corner, 1s followed by corners change places (diag) passing LSh & 1s cast to 2nd place (opp sides) as corners end in original places
- 17-24 1s cross (pass LSh) & 1/2 turn LH person in 4th corner, 1s followed by corners change places (diag) passing RSh & 1s cast to 2nd place (opp sides) as corners end in original places. 2(1)3
- 25-32 All turn RH (4 bars) & 1s dance 1/2 Figs of 8 (Lady up & Man down)



**14 THE WIND ON LOCH FYNE** S32 · 3T

John Bowie Dickson: *Thirty Popular Dances, Volume Two* · Crib: *MiniCribs* · Diagram: *Keith Rose's Diagrams*

- 1-8 1s cross over (Man between 3s, Lady between 2s) & dance Fig of 8 & end turning RH 1/2 way to face partner in original places
- 9-16 All dance interlocking RSh reels of 4 & end by turning RH to bring Men into centre
- 17-24 Men dance LH across in centre 2 places **while** Ladies dance clockwise 1 place, turn partner RH & repeat ending in triangular set order 2 3 1
- 25-32 All set & circle 6H round for 2 steps, turn partner 2H & continue to circle 6H round to pstns. 2 3 1



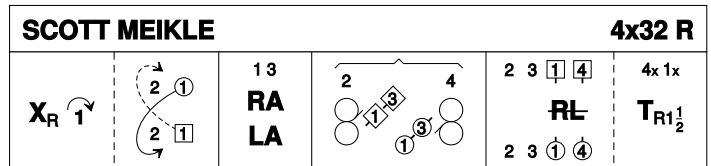
John Bowie Dickson, 1986, Dunedin 1, RSCDS Thirty Popular Dances Vol 2

3C/3C triangular set.

**15 SCOTT MEIKLE** R32 · 4/4L

Alice McLean: *RSCDS XLVI 3* · Crib: *MiniCribs* · Diagram: *Keith Rose's Diagrams*

- 1-8 1s cross RH & cast to 2nd place, 1s dance 1/2 Fig of 8 round 2s
- 9-16 1s+3s dance RH across, LH back
- 17-24 1L followed by 3L dance Tandem reel of 3 across with 2s (LSh to 2M) & 1s end 3rd pl **while** 3M followed by 1M dance reel of 3 with 4s (LSh to 4L) & 3s end in 2nd pl 2 3 1 4
- 25-32 1s+4s dance 1/2 R&L, turn partners RH 1.1/2 times 2 3 4 1



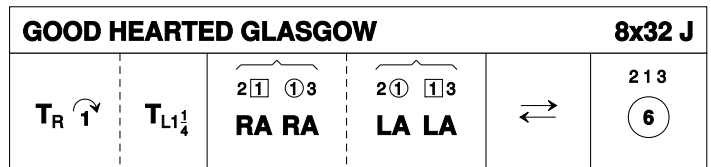
Alice McLean, Laurieston Collection 1, RSCDS Book 46.3

4C/4C longwise set.

**16 GOOD HEARTED GLASGOW** J32 · 3/4L

Peter Knapman: *A Guide to Scottish Country Dancing (ex-Collins)* · Crib: *MiniCribs* · Diagram: *Keith Rose's Diagrams*

- 1-8 1s turn RH & cast to 2nd place, turn partner LH 1.1/4 times
- 9-16 1s dance RH across (Lady with 2s at top & Man with 3s); 1s pass RSh & dance LH across with other couple
- 17-24 1s lead down the middle & back to 2nd place own side
- 25-32 2s+1s+3s circle 6H round & back



Peter Knapman, 1988, Collins Pocket Reference

3C/4C longwise set.