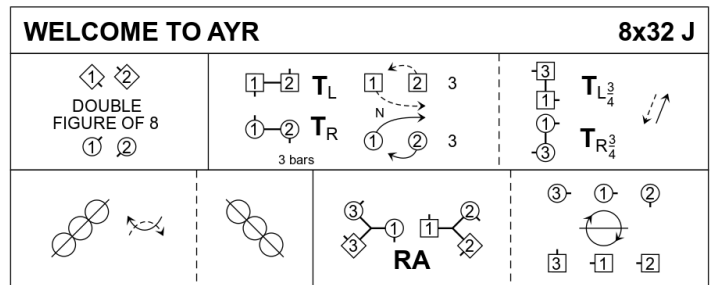


Atholl SCDC Week 04 04/10/22

1 WELCOME TO AYR J32 · 3/4L

Jill Hendricksen/Kathy Stewart: RSCDS XLVII 8 · Crib: MiniCribs · Diagram: Keith Rose's Diagrams

- 1-8 1s+2s dance double Fig of 8 (1s cross down to start)
- 9-16 1s turn 2s on sides (Men RH, Ladies LH) & 1s dance down to turn 3s on sides (Men RH, Ladies LH) & 1s end facing 1st corners
- 17-24 1s dance 1/2 reel of 4 with corners & pass RSh to face 2nd corner, 1s dance 1/2 reel of 4 with cnrns & 1s end in middle LSh to LSh facing own sides
- 25-32 1M+3s (at top) also 1L+2s dance RH across (1s end in 2nd place opposite sides), all chase clockwise 1/2 way to own sides



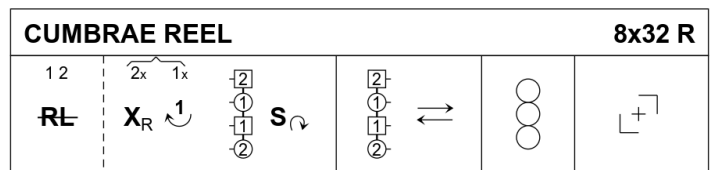
Jill Hendricksen & Kathy Stewart, RSCDS Book 47.8

3C/4C longwise set.

2 THE CUMBRAE REEL R32 · 3/4L

RSCDS XXVIII 8 · Crib: MiniCribs · Diagram: Keith Rose's Diagrams

- 1-8 1s+2s dance 1/2 R&L, 2s cross RH while 1s dance up to top to form a line of 4 across facing up, 1s+2s set & turn right to face down
- 9-16 1s+2s dance down in line, turning right dance back to top 1s ending back-to-back facing other partner
- 17-24 1s+2s dance RSh reel of 4 across & 1s end facing 1st corners
- 25-32 1s turn 1st corners RH, turn partner LH, turn 2nd corners RH & turn partners LH to 2nd place own sides



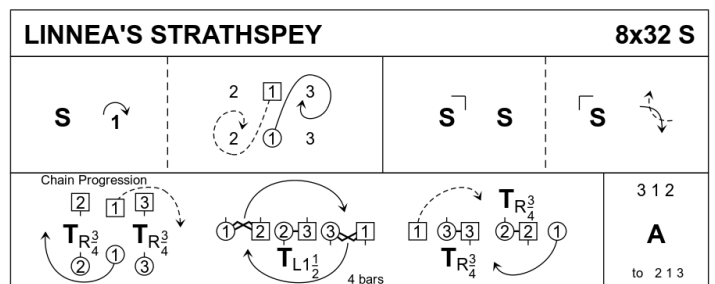
RSCDS Book 28.8

3C/4C longwise set.

3 LINNEA'S STRATHSPEY S32 · 3/4L

Tim Wilson: RSCDS XLVII 2 · Crib: MiniCribs · Diagram: Keith Rose's Diagrams

- 1-8 1s set & cast 1 place, 1s cross passing LSh & cast RSh round 1st corners into face them
- 9-16 1s dance 'Hello-Goodbye' setting & end passing RSh to face out in 2nd place own sides
- 17-24 Promenade (Chaperoned) Chain progression:
17-18 2s & 3s 3/4 turn partner RH into middle while 1s dance clockwise 1/4 round the set picking up 2L/3M ...
19-22 who promenade 1/2 way clockwise while middle people (2M + 3L) turn LH 1.1/2.
23-24 2s & 3s turn partner RH 3/4 to own sides while 1s dance clockwise 1/4 round to end in 2nd place, all 3 couples in middle facing up 3 1 2
- 25-32 3s+1s+2s dance Allemande



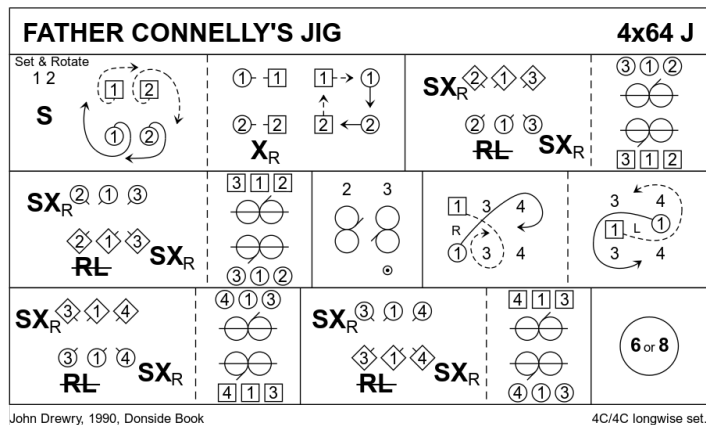
Tim Wilson, 2001, Dunsmuir Dances, RSCDS Book 47.2

3C/4C longwise set.

4 FATHER CONNELLY'S JIG J64 · 4/4L

John Drewry: *The Donside Book* · Crib: *MiniCribs* · Diagram: *Keith Rose's Diagrams*

- 1-8** 1s+2s Set & Rotate:
Set, rotate singly & dance on 1 place clockwise, change places RH on sides & dance on 1 place to own sides. Order 2 1 3 4
- 9-16** 1s dance 1/2 diag R&L with 1st corners **while** 2nd corners set & change places diagonally RH, 1s dance 1/2 RSh reels of 3 on opposite sides (1M up, 1L down). (2)(1)(3) 4
- 17-24** 1s dance 1/2 diag R&L with 3rd corner (pstn) **while** 2nd corners (pstn) set & change places diagonally, 1s dance 1/2 RSh reels of 3 on own sides (1M down, 1L up). 2 1 3 4
- 25-32** 1s dance reels of 3 across Lady with 2s & Man with 3s (LSh to 1st corner)
- 33-40** 1s cross down between 3s, 1L casts up round 3M & 1M casts down round 4L, 1s change places LH in centre & cast to 3rd place own sides
- 41-56** 3s+1s+4s (bottom 3 couples) repeat bars 9-24. Order 2 3 1 4
- 57-64** All (or bottom 3 couples only) circle 8(6)H round & back. 1s step down to end 2 3 4 1



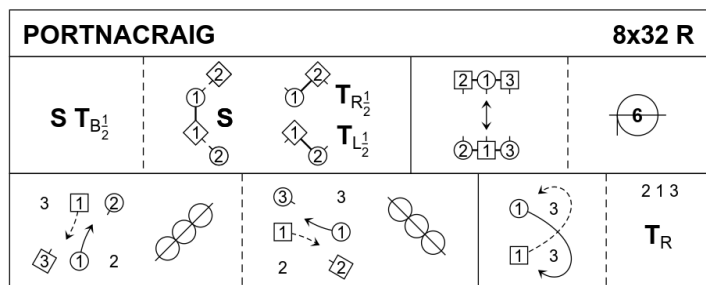
John Drewry, 1990, *Donside Book*

4C/4C longwise set.

5 PORTNACRAIG R32 · 3/4L

Linda C Gaul: *RSCDS XXXVI 1* · Crib: *MiniCribs* · Diagram: *Keith Rose's Diagrams*

- 1-8** 1s set & 1/2 turn 2H to face 2s, set & 1/2 turn 2s (1M+2L turn RH, 1L+2M turn LH) to end in 2nd place on opposite sides. 2 (1) 3
- 9-16** 2s+1s+3s Adv+Ret 2 steps & circle 6H round 1/2 way to left. (3) 1 (2)
- 17-24** 1s pass LSh, dance 1/2 RSh reels of 4 with 1st corners; pass LSh, dance 1/2 RSh reel of 4 with 2nd corners, end in 2nd place opp sides. 2 (1) 3
- 25-32** 1s dance 1/2 Fig of 8 round 3s & 2s+1s+3s turn RH



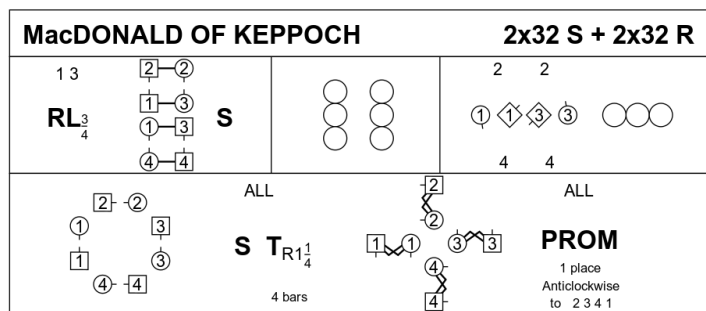
Linda Gaul, 1988, *RSCDS Book 36.1*

3C/4C longwise set.

6 MACDONALD OF KEPPOCH M128 · 4S

Chris Ronald: *RSCDS XLIX 11* · Crib: *MiniCribs* · Diagram: *Keith Rose's Diagrams*

- 1-8** 1s+3s dance 6 bars R&L (Men polite turns) to finish in centre B-to-B with partner facing side couples (1L+2L, 1M+4M, 3L+4L, 3M+2M). All set
- 9-16** Reels of 4 across. Finish in line up/down with Ladies (in middle) facing, 1M facing down, 3M facing up
- 17-24** Reel of 4 (1L+3L pass RSh) All pass LSh at ends, RSh in middle. Finish in original places facing partners
- 25-32** All set, all turn partner RH 1.1/4 (4 bars) into promenade hold & dance 1 place anticlockwise. 2 3 4 1



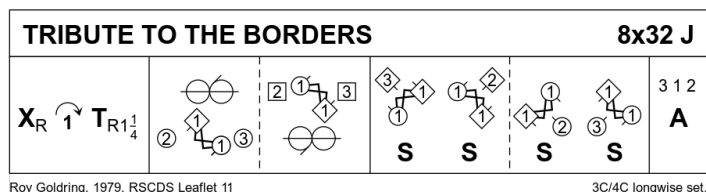
Chris Ronald, 2013, *RSCDS Book 49.11*

4C/4C square set.

7 TRIBUTE TO THE BORDERS J32 · 3/4L

Roy Goldring: *The Leaflet Dances with Music* · Crib: *MiniCribs* · Diagram: *Keith Rose's Diagrams*

- 1-8** 1s cross RH & cast 1 place, turn RH 1.1/2 times to end in promenade hold facing 2M
- 9-16** 1s dance 1/2 RSh reel of 3 on Man's side, cross to face 3L & dance 1/2 RSh reel on Ladies' side 1s end facing 3L (in top place), still in prom hold
- 17-24** 1s set to 3L, swivel right & set to 2L, set to 2M, set to 3M (2s+3s set advancing into centre) ready for ...
- 25-32** 3s+1s+2s Allemande



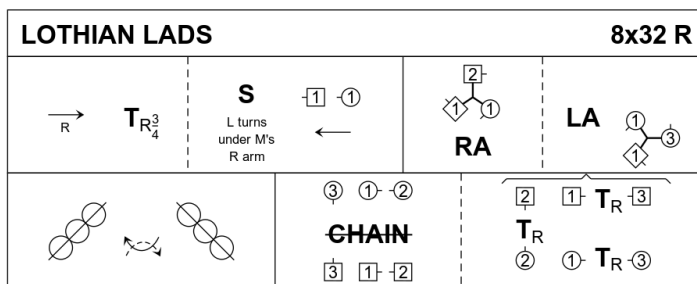
Roy Goldring, 1979, *RSCDS Leaflet 11*

3C/4C longwise set.

8 **LOTHIAN LADS** R32 · 3/4L

John Drewry: Summer Collection, Set 7 · Crib: MiniCribbs · Diagram: Keith Rose's Diagrams

- 1-8 1s lead down & 3/4 turn RH to 1L facing down, 1M up, set, retain hold of RH & 1L turns under ptrns right arm, 1L followed by 1M dance up
- 9-16 1s dance RH across with 2L, 1s dance LH across with 3M to end facing 1st corners
- 17-24 1s dance 1/2 reel of 4 with 1st corners, pass RSh to face 2nd corners. 1s dance 1/2 reel with 2nd corners, end in 2nd place opp side facing down
- 25-32 3s+1s+2s dance 1/2 Grand Chain (pass 3 persons); retain RH with 3rd person & turn once round to end 2 1 3



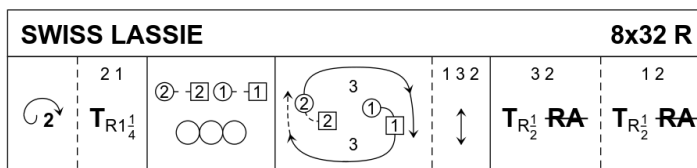
John Drewry, 1979, Brodie Book

3C/4C longwise set.

9 **SWISS LASSIE** R32 · 3/4L

Rosi Betsche: RSCDS XXXIX 1 · Crib: MiniCribbs · Diagram: Keith Rose's Diagrams

- 1-8 1s dance in & cast to 3rd place, 2s+1s turn partners RH 1.1/4 times to form a line up & down middle of set (Men facing down Ladies up)
- 9-16 2s+1s dance reel of 4 up & down middle of set ending with 2M facing Ladies side & 1L facing Men's side
- 17-24 2s+1s chase round clockwise 1/2 way, 1s+3s+2s Adv+Ret
- 25-32 3s+2s (bottom 2 couples) 1/2 turn partners RH, dance RH across 1/2 way, 1s+2s (top 2 couples) 1/2 turn partners RH & dance RH across 1/2 way



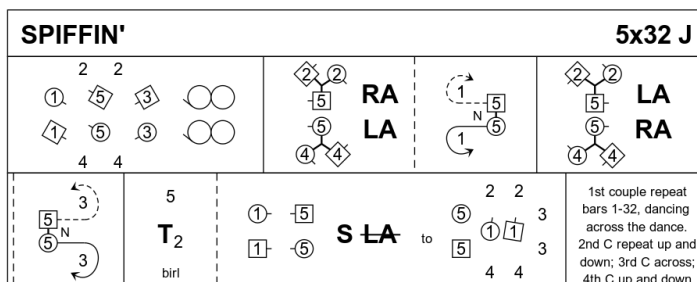
Rosi Betsche, RSCDS Book 39.1

3C/4C longwise set.

10 **SPIFFIN'** J32 · 5S

Quarries and Friends: Chicago 25th Anniversary Collection · Crib: MiniCribbs · Diagram: Keith Rose's Diagrams

- 1-8 5s dance reels of 3 with 1s+3s (5s start by passing opposite dancer by LSh)
- 9-16 5L dances RH across with 2s while 5M dances LH across with 4s, 5s lead up thru 1s & cast back to centre
- 17-24 5L dances LH across with 2s while 5M dances RH across with 4s, 5s lead down thru 3s & cast back to centre
- 25-32 5s Tulloch turn right (Kilt Grip) twice, 5s+1s set & dance part LH across (5s dance 1/2 way while 1s dance 1/4 way & into centre to face 2s)



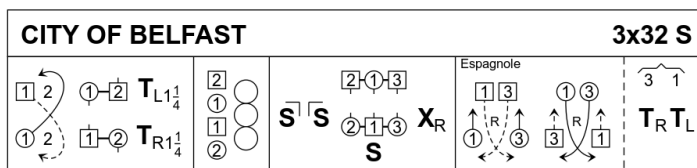
David & Avril Quarrie and friends, 1992, Chicago 25th Anniversary Collection

5C/5C square set.

11 **CITY OF BELFAST** S32 · 3/3L

Lucy Mulholland: RSCDS XLVIII 6 · Crib: MiniCribbs · Diagram: Keith Rose's Diagrams

- 1-8 1s dance 1/2 Fig of 8 round 2s, 1L+2M turn RH 1.1/4 times while 1M+2L turn LH 1.1/4 times & 1s end BtoB facing opp sides
- 9-16 1s+2s dance reel of 4 across in 2nd place. 2s end in 1st places while 1s pass LSh to face 1st corners
- 17-24 1s set to 1st corner & 2nd corner ending (turning to right) between corners, all set & 1s cross RH
- 25-32 1s+3s dance Espagnole:
 25-26 1s+3s cross (Ladies lead across RH passing between Men) with Ladies changing places RH
 27-28 1s+3s cross back (Men lead across RH between Ladies) with Men changing places RH
 29-32 3s turn RH as 1s turn LH to end 2 3 1



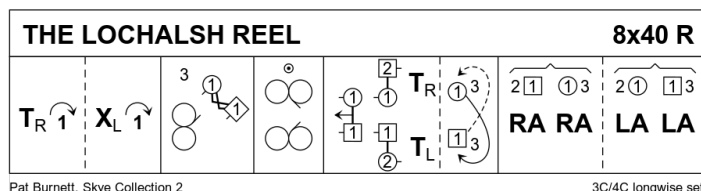
Lucy Mulholland, 2007, Belfast Diamond Jubilee Book, RSCDS Book 48.6

3C/3C longwise set.

12 THE LOCHALSH REEL R40 · 3/4L

Pat Burnett: *The Skye Collection Vol 2 · Crib: MiniCribbs · Diagram: Keith Rose's Diagrams*

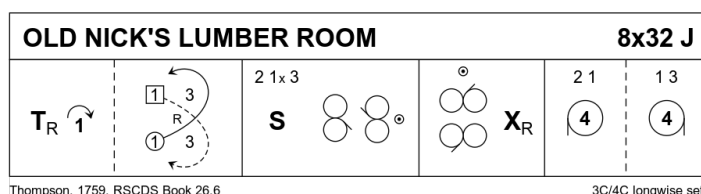
- 1-8 1s turn RH, cast 1 place, cross LH, cast 1 place to meet partner in prom hold facing 3M (Lady on Man's left)
- 9-16 1s dance LSh reel of 3 across with 3s
- 17-24 1s separate to dance reels of 3 on opposite sides
- 25-32 1s dance NHJ up to top, turn 2s with other hand, cross down between 3s & cast up to 2nd place own sides
- 33-40 1s dance RH across (Lady with 2s & Man with 3s), pass RSh to dance LH across with other couple



13 OLD NICK'S LUMBER ROOM J32 · 3/4L

RSCDS XXVI 6 · Crib: MiniCribbs · Diagram: Keith Rose's Diagrams

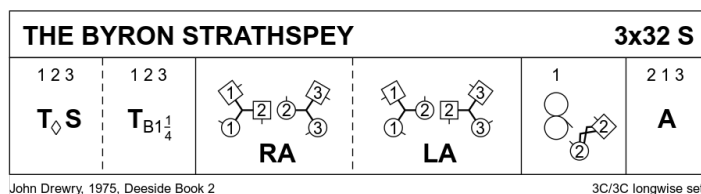
- 1-8 1s turn RH & cast 1 place, lead down between the 3s, cross & cast up to 2nd place on opposite sides
- 9-16 2s+1s+3s set & dance reels of 3 across, 1L with 2s, 1M with 3s
- 17-24 2s+1s+3s dance reels of 3 on sides, 1s cross RH & holding nearer hands face up
- 25-32 2s+1s circle 4H round to left, 1s turn about & 1s+3s circle 4H round to right



14 THE BYRON STRATHSPEY S32 · 3/3L

John Drewry: *Deeside Book Part 2 · Crib: MiniCribbs · Diagram: Keith Rose's Diagrams*

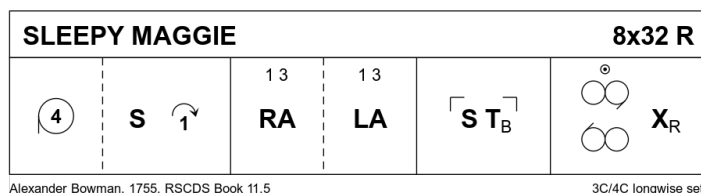
- 1-8 All petronella turn into the centre & set to partner, turn 2H 1.1/4 times back to places
- 9-16 1s+2L & 3s+2M dance RH across, 2s pass RSh & dance LH across with other couple
- 17-24 2s in prom hold dance reel of 3 with 1s passing 1L RSh. End with 2s in centre at top, 1s casting to follow 2s & 3s stepping in ready for ...
- 25-32 2s+1s+3s dance Allemande. 3 1 2



15 SLEEPY MAGGIE R32 · 3/4L

Alexander Bowman: *RSCDS XI 5 · Crib: MiniCribbs · Diagram: Keith Rose's Diagrams*

- 1-8 1s+2s circle 4H round to left, 1s set & cast 1 place
- 9-16 1s+3s dance RH across & LH back (1s end facing 1st corners)
- 17-24 1s set & turn 1st corners, set & turn 2nd corners
- 25-32 1s dance reels of 3 on opposite sides giving LSh to 1st corners & cross to places



16 BILL CLEMENT MBE J32 · 3/4L

John Wilkinson: *RSCDS XLVII 1 · Crib: MiniCribbs · Diagram: Keith Rose's Diagrams*

- 1-8 1s set & dance down between 3s & cast up to end LH with partner facing 1st crnr
- 9-16 1s set & turn inwards to face 3rd crnr, 1s set to 3rd crnr & turn crnr LH to end RH with partner facing 2nd crnr
- 17-24 1s set & turn inwards to face 4th crnr, 1s set to 4th crnr & turn crnr RH to end 2nd place own side
- 25-32 2s+1s+3s circle 6H round & back

