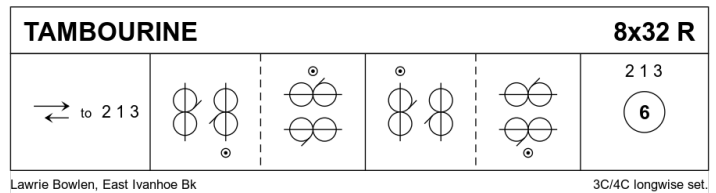


1 TAMBOURINE R32 · 3/4L

Lawrie Bowlen: East Ivanhoe Book · Crib: MiniCribs · Diagram: Keith Rose's Diagrams

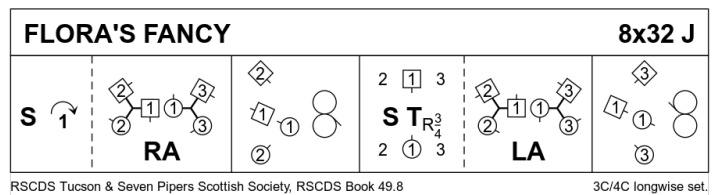
- 1-8 1s lead down the middle & back to 2nd place own side (2s step up 3-4)
- 9-16 1s dance 1/2 LSh reels of 3 across, passing 1st corners LSh;
1s dance 1/2 RSh reels of 3 on opposite sides (Man up, Lady down). 1s end in 2nd place opp sides, all dancing loops into place
- 17-24 1s dance 1/2 LSh reels of 3 across (Man up Lady down);
1s dance 1/2 RSh reels of 3 on own sides (Man down, Lady up). End 2 1 3 4
- 25-32 2s+1s+3s circle 6H round & back



2 FLORA'S FANCY J32 · 3/4L

Members of Tucson Branch and Seven Pipers Scottish Society C.D. class: RSCDS XLIX 8 · Crib: MiniCribs · Diagram: Keith Rose's Diagrams

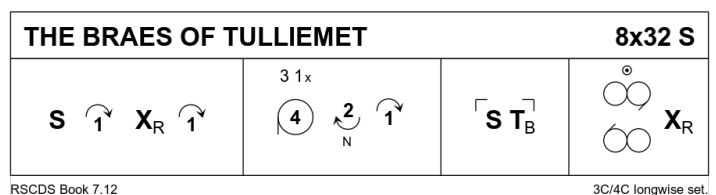
- 1-8 1s set, cast (2s step up). 1L+2s also 1M+3s dance RH across. 1s finish in middle facing up, 1M following 1L
- 9-16 1s (in tandem) +2s dance reel of 3 across (1s pass 2L RSh). 1s end in 2nd place own sides
- 17-24 1s set, turn 3/4 RH to face own sides. 1L+2s also 1M+3s dance LH across. 1s finish in middle facing down, 1L following 1M
- 25-32 1s (in tandem) +3s dance reel of 3 across (1s pass 3M RSh). 1s end in 2nd place own sides



3 THE BRAES OF TULLIEMET S32 · 3/4L

RSCDS VII 12 · Crib: MiniCribs · Diagram: Keith Rose's Diagrams

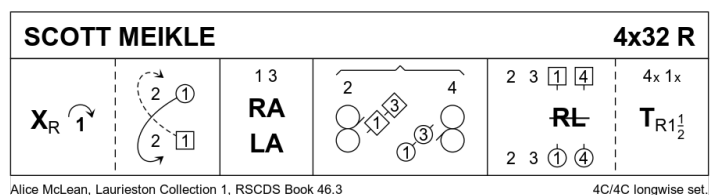
- 1-8 1s set & cast 1 place, cross RH & cast down 1 place on opposite sides
- 9-16 3s+1s dance 4H round to left, 1s lead up to top & cast on opposite sides to face 1st corners
- 17-24 1s set & turn 1st corner, set & turn 2nd corner
- 25-32 1s dance reels of 3 on opposite sides giving LSh to 1st corners & cross RH to 2nd place on own sides



4 SCOTT MEIKLE R32 · 4/4L

Alice McLean: RSCDS XLVI 3 · Crib: MiniCribs · Diagram: Keith Rose's Diagrams

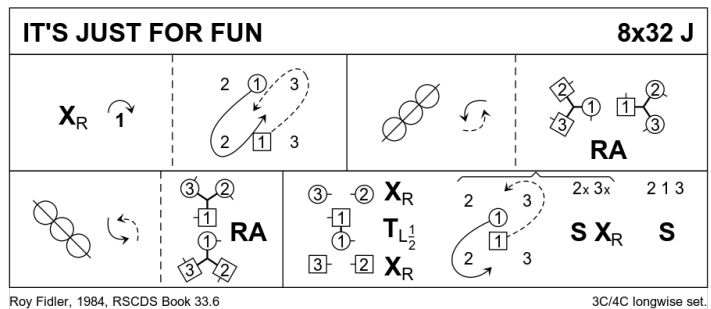
- 1-8 1s cross RH & cast to 2nd place, 1s dance 1/2 Fig of 8 round 2s
- 9-16 1s+3s dance RH across, LH back
- 17-24 1L followed by 3L dance Tandem reel of 3 across with 2s (LSh to 2M) & 1s end 3rd pl **while** 3M followed by 1M dance reel of 3 with 4s (LSh to 4L) & 3s end in 2nd pl 2 3 1 4
- 25-32 1s+4s dance 1/2 R&L, turn partners RH 1.1/2 times 2 3 4 1



5 IT'S JUST FOR FUN J32 · 3/4L

Roy Fidler: RSCDS XXXIII 6 · Crib: MiniCribs · Diagram: Keith Rose's Diagrams

- 1-8 1s cross RH & cast 1 place, 1M dances 1/2 Fig of 8 round 2s **while** 1L dances round 3s 1s end facing 1st corners
- 9-16 1s dance 1/2 reel of 4 with 1st crnrs, pass LSh & dance RH across (1M with couple in 1st pl & 1L with cpl in 3rd pl) 1s end facing 2nd crnrs
- 17-24 1s dance 1/2 Reel of 4 with 2nd corners, pass partner LSh to dance RH across (1M with 2L+3L on Men's side & 1L with 2M+3M)
- 25-32 1s 1/2 turn LH **while** 2s+3s change places RH on sides, 1M dances up & 1L down, cast on own sides **while** corners set & cross RH & all set

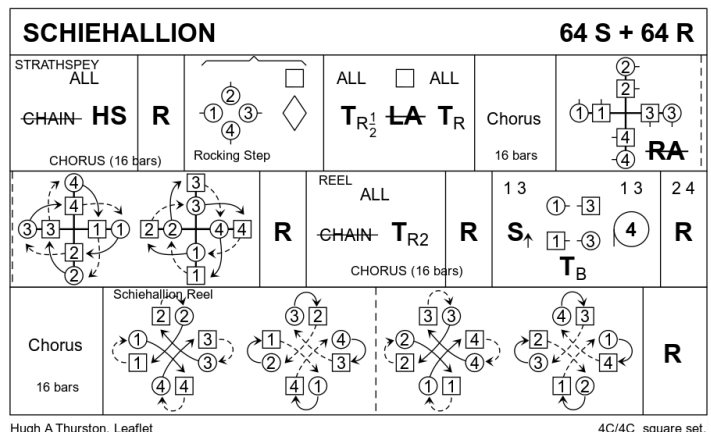


6 SCHIEHALLION M128 · 4S

Hugh A Thurston: Schiehallion · Crib: MiniCribs · Diagram: Keith Rose's Diagrams

Strathspey

- 1-16 All dance Chorus: Grand Chain 1/2 way, set HS, Grand Chain 1/2 way & set HS & Men end BtoB in the middle facing partners
- 17-24 Men set (rocking step) as Ladies petronella turn & set, petronella turn & set to move 1/2 way round set
- 25-32 Ladies change pl RH with opp Man, Ladies dance LH across 1/2 way & turn partners RH
- 33-48 Repeat bars 1-16 (Chorus)
- 49-56 All dance RH across 1/2 way (Men on outside), all change places with ptrns advancing 1 place & change places again advancing 1 more pl
- 57-64 All repeat bars 49-56 back to places



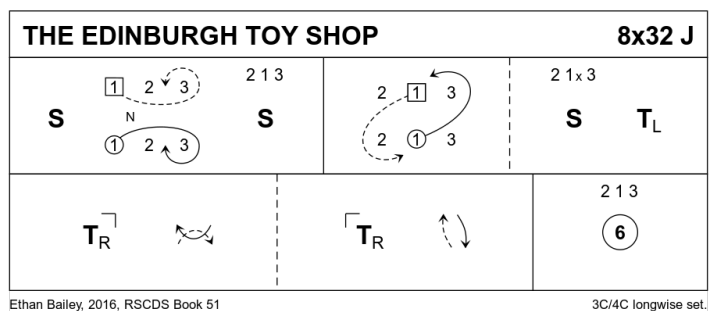
Reel

- 1-16 All dance Chorus: Grand Chain 1/2 way, turn partner with R arms twice, Grand Chain 1/2 way & turn partner R arms twice
- 17-32 1s+3s set advancing, turn opposite dancer & circle 4H round to left, 2s+4s repeat
- 33-48 Repeat bars 1-16 (Chorus)
- 49-64 All dance full Schiehallion Reels (Men start by crossing to the right, Ladies cast & cross (following partner))

7 THE EDINBURGH TOY SHOP J32 · 3/4L

Ethan Bailey: RSCDS LI 1 · Crib: MiniCribs · Diagram: Keith Rose's Diagrams

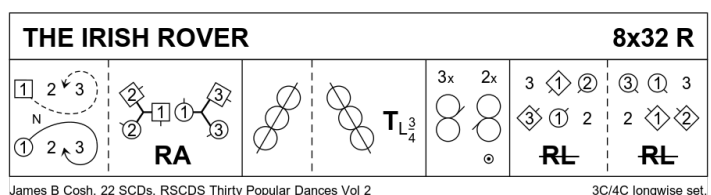
- 1-8 1s set, dance down & cast up round 3s (2s step up 3-4), 2s+1s+3s set
- 9-16 1/2 Fig 8 (1L round 2M, 1M round 3L) to 2nd place opp sides, 2s+1s+3s set & 1s turn LH to face 1st corners
- 17-24 1s turn 1st corner RH, pass partner RSh, turn 2nd corner RH, pass partner RSh to 2nd place own sides
- 25-32 2s+1s+3s circle 6H round & back



8 THE IRISH ROVER R32 · 3/4L

James B Cosh: Twenty Two SCD · Crib: MiniCribs · Diagram: Keith Rose's Diagrams

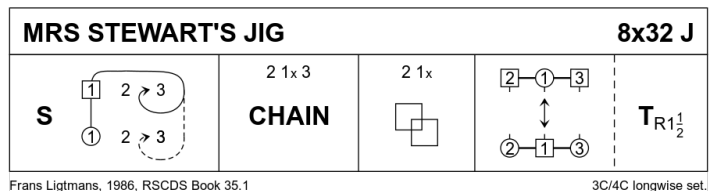
- 1-8 1s dance down below 3s & cast up to 2nd place own sides, 1L dances RH across with 2s **while** 1M dances RH across with 3s
- 9-16 1s dance 1/2 diagonal reel of 4 with 1st corners, 1/2 reel with 2nd corners & 1/2 turn LH in centre to face 1st corners
- 17-24 1s dance reels of 3 across giving LSh to 1st corners ending in 2nd place own sides
- 25-32 1s dance Diag R&L (1M crossing down & 1L crossing up to start)



9 MRS STEWART'S JIG J32 · 3/4L

Frans Ligtmans: RSCDS XXXV 1 · Crib: MiniCribbs · Diagram: Keith Rose's Diagrams

- 1-8 1s set, 1L followed by partner casts 2 places, 1L crosses (below 3s) & casts up on Men's side to 2nd place facing down **while** 1M dances round 3L & up the middle to 2nd place Ladies' side facing down
- 9-16 2s+1s+3s dance Grand Chain, end with 2M & 1M facing out
- 17-24 2s+1s dance Ladies' Chain
- 25-32 2s+1s+3s Adv+Ret; 1s turn 1.1/2 RH to own sides. 213

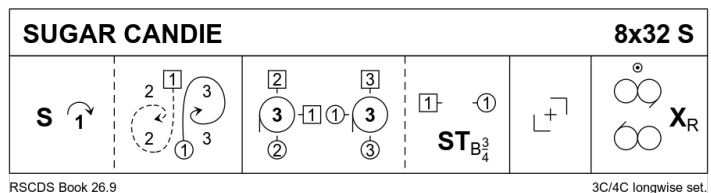


10 PROGRAMME ITEM – Reeling Home (R40, 3/4L, Alison Nuttall, Atholl 60th)

11 SUGAR CANDIE S32 · 3/4L

RSCDS XXVI 9 · Crib: MiniCribbs · Diagram: Keith Rose's Diagrams

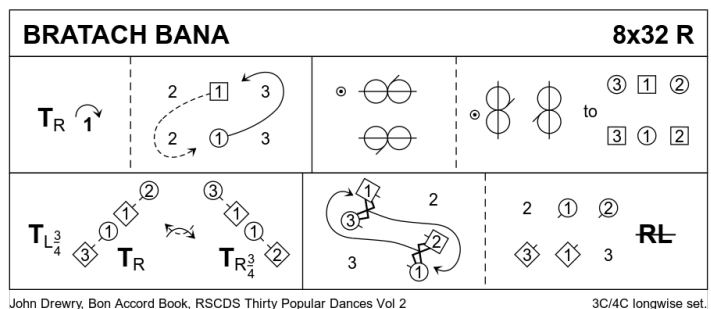
- 1-8 1s set & cast 1 place, cross passing LSh & cast RSh round their 1st corner into centre ending BtoB (Lady facing up, Man down)
- 9-16 1L circle left with 2s & 1M with 3s, turn to face partner & set, 3/4 turn partner 2H to end facing 1st corners
- 17-24 1s turn 1st corner RH, partner LH, 2nd corner RH, partner LH & end facing 1st corners
- 25-32 1s dance Reel of 3 on opposite sides passing 1st corner LSh & cross RH to 2nd place own sides



12 BRATACH BANA R32 · 3/4L

John Drewry: Thirty Popular Dances, Volume Two · Crib: MiniCribbs · Diagram: Keith Rose's Diagrams

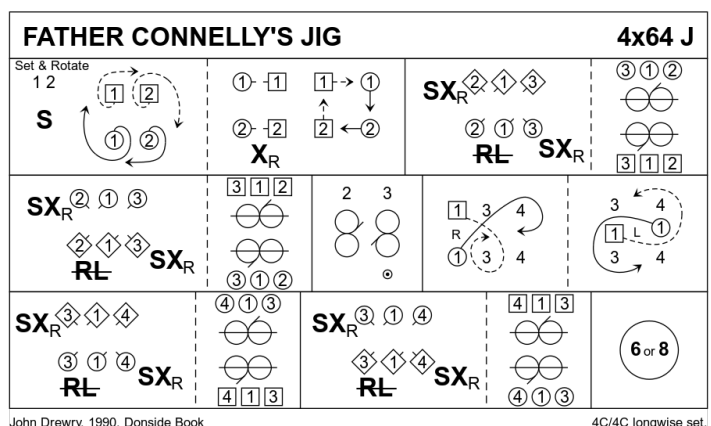
- 1-8 1s turn RH & cast 1 place, 1s dance LSh round 1st corners to 2nd place opposite side facing 2nd corners
- 9-16 1s dance 1/2 RSh reel of 3 on the sides & dance 1/2 LSh reel of 3 across (1M with 3s at top, 1L with the 2s, LSh to 3rd corner position)
- 17-24 1s turn 3/4 LH, turn 3rd crnr RH (1st crnr person) & pass RSh to turn 4th crnr RH ending in 2nd pl own side in prom hold with 4th crnr
- 25-32 1s+4th crnr promenade diagonally across (pass RSh) to diag opp crnr & 1/2 turn to end 1s in 2nd pl opp side, 1s dance 1/2 Diag R&L (M up, L dn) to end in 2nd place. 2 1 3



13 FATHER CONNELLY'S JIG J64 · 4/4L

John Drewry: The Donside Book · Crib: MiniCribbs · Diagram: Keith Rose's Diagrams

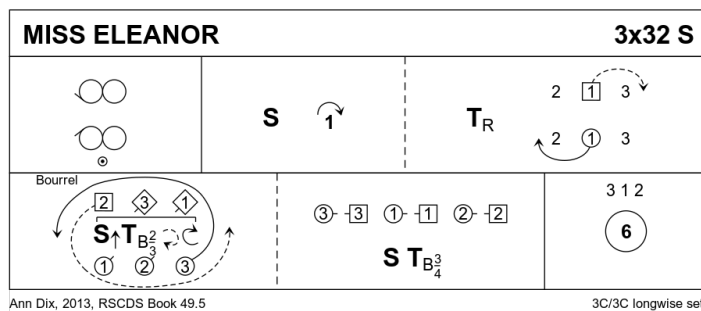
- 1-8 1s+2s Set & Rotate:
Set, rotate singly & dance on 1 place clockwise, change places RH on sides & dance on 1 place to own sides. Order 2 1 3 4
- 9-16 1s dance 1/2 diag R&L with 1st corners **while** 2nd corners set & change places diagonally RH, 1s dance 1/2 RSh reels of 3 on opposite sides (1M up, 1L down). (2)(1)(3) 4
- 17-24 1s dance 1/2 diag R&L with 3rd corner (pstn) **while** 2nd corners (pstn) set & change places diagonally, 1s dance 1/2 RSh reels of 3 on own sides (1M down, 1L up). 2 1 3 4
- 25-32 1s dance reels of 3 across Lady with 2s & Man with 3s (LSh to 1st corner)
- 33-40 1s cross down between 3s, 1L casts up round 3M & 1M casts down round 4L, 1s change places LH in centre & cast to 3rd place own sides
- 41-56 3s+1s+4s (bottom 3 couples) repeat bars 9-24. Order 2 3 1 4
- 57-64 All (or bottom 3 couples only) circle 8(6)H round & back. 1s step down to end 2 3 4 1



14 MISS ELEANOR S32 · 3/3L

Ann Dix: RSCDS XLIX 5 · Crib: MiniCribbs · Diagram: Keith Rose's Diagrams

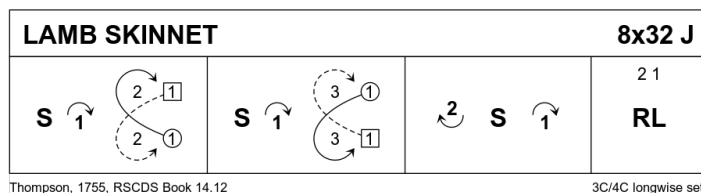
- 1-8** 1s+2s+3s dance Mirror (Reflection) reels of 3 on sides (1s in/down to start)
- 9-16** 1s set, cast (2s step up) & turn RH. 1L casts to 3rd place, 1M casts up to 1st place (2M steps down & 3L steps up)
- 17-24** All dance 3 couple Bourrel:
17-20 1M+3L also 2M+1L set advcg & 3/4 turn 2H to line up/down middle then pull back RSh turning to face own prttrs as 3M & 2L chase anticl'wise to face them
- 21-24** All set & turn 2H to own sides. 3 1 2
- 25-32** 3s+1s+2s circle 6H round & back



15 LAMB SKINNET J32 · 3/4L

Thompson (18C): RSCDS XIV 12 · Crib: MiniCribbs · Diagram: Keith Rose's Diagrams

- 1-8** 1s set, cast 1 place (2s step up 3-4) & dance 1/2 Fig of 8 up round 2s. 2 (1) 3
- 9-16** 1s set, cast to 3rd place (3s step up) & dance 1/2 Fig of 8 up round 3s. 2 3 1
- 17-24** 1s lead up to top, (2s & 3s step down 19-20); 1s set & cast to 2nd place (2s step up 23-24)
- 25-32** 2s+1s dance R&L



16 DUKE OF PERTH R32 · 3/4L

RSCDS I 8 · Crib: MiniCribbs · Diagram: Keith Rose's Diagrams

- 1-8** 1s turn RH, cast to 2nd place, turn LH to face 1st corners
- 9-16** 1s turn 1st corner, partner, 2nd corner, & partner to face 1st corners
- 17-24** 1s set to & turn 1st corner 2H, set to & turn 2nd corner
- 25-32** 1s dance Reel of 3 on opposite sides giving LSh to 1st corner & cross back to own sides

