

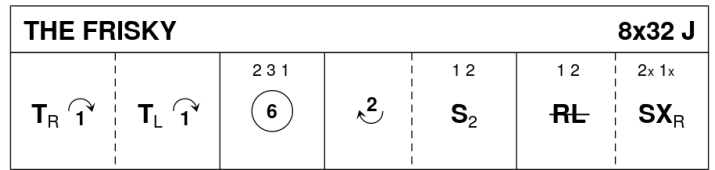
# Atholl SCDC Week 11 Graham & Sylvia's Programme 23/11/21

Website:-[www.athollscdc.co.uk/](http://www.athollscdc.co.uk/)

## 1 THE FRISKY J32 · 3/4L

Robert Bremner: RSCDS XXVI 10 · Crib: MiniCribs · Diagram: Keith Rose's Diagrams

- 1-8 1s turn RH & cast 1 place, turn LH & cast down 1 place
- 9-16 2s+3s+1s circle 6H round & back
- 17-24 1s lead up to top & 1s+2s set twice
- 25-32 1s+2s dance 1/2 R&L, set & cross RH to own sides



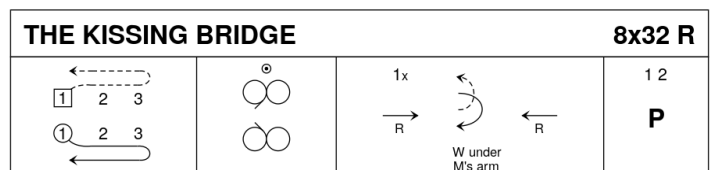
Thompson, 1774, RSCDS Book 26.10

3C/4C longwise set.

## 2 THE KISSING BRIDGE R32 · 3/4L

Romaine Butterfield: RSCDS XLVII 9 · Crib: MiniCribs · Diagram: Keith Rose's Diagrams

- 1-8 1s cast & dance behind lines to bottom & turn outwards to dance back to top
- 9-16 1s cross down to dance reels of 3 on opposite sides to end in partners place
- 17-24 1s lead down middle & cross to own sides (Lady under Mans arm), 1s lead up to top & end facing partner with 2H joined
- 25-32 1s+2s dance Poussette 2 1 3



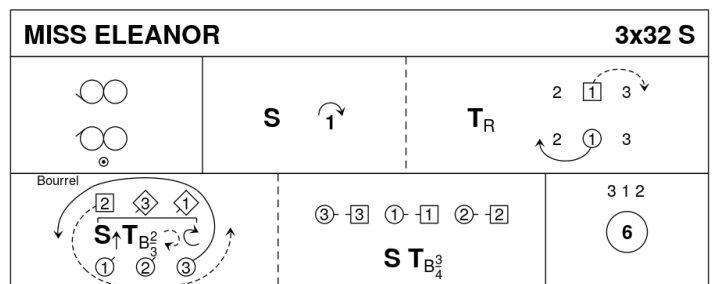
Romaine Butterfield, RSCDS Book 47.9

3C/4C longwise set.

## 3 MISS ELEANOR S32 · 3/3L

Ann Dix: RSCDS XLIX 5 · Crib: MiniCribs · Diagram: Keith Rose's Diagrams

- 1-8 1s+2s+3s dance Mirror (Reflection) reels of 3 on sides (1s in/down to start)
- 9-16 1s set, cast (2s step up) & turn RH. 1L casts to 3rd place, 1M casts up to 1st place (2M steps down & 3L steps up)
- 17-24 All dance 3 couple Bourrel:  
17-20 1M+3L also 2M+1L set advcg & 3/4 turn 2H to line up/down middle then pull back RSh turning to face own prttrs as 3M & 2L chase anticl'wise to face them
- 21-24 All set & turn 2H to own sides. 3 1 2
- 25-32 3s+1s+2s circle 6H round & back



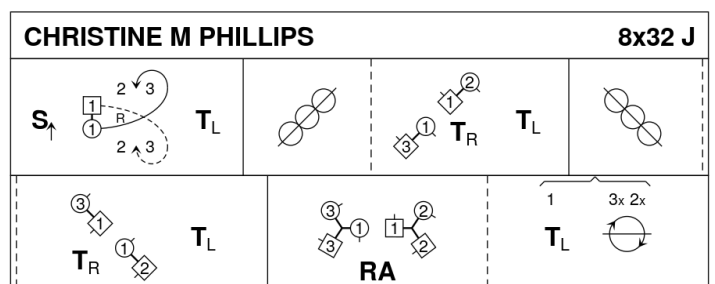
Ann Dix, 2013, RSCDS Book 49.5

3C/3C longwise set.

## 4 CHRISTINE M PHILLIPS J32 · 3/4L

John Brenchley: RSCDS XLVI 1 · Crib: MiniCribs · Diagram: Keith Rose's Diagrams

- 1-8 1s set advancing & lead down below 3s crossing 1s cast to 2nd place opp sides & turn LH to face 1st corners
- 9-16 1s dance 1/2 reel of 4 with 1st corners, 1s turn 3rd corners (pstrn) RH & turn LH to face 2nd corners
- 17-24 1s dance 1/2 reel of 4 with 2nd corners, 1s turn 4th corners (pstrn) RH & turn LH to Man facing up Lady down
- 25-32 1M+3s (at top) also 1L+2s dance RH across, 1s turn LH to 2nd place own sides **while** 2s+3s chase 1/2 way clockwise



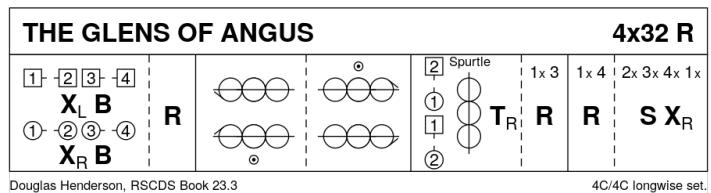
John Brenchley, RSCDS Book 46.1

3C/4C longwise set.

**5 THE GLENS OF ANGUS R32 · 4/4L**

Douglas Henderson: RSCDS XXIII 3 · Crib: MiniCribs · Diagram: Keith Rose's Diagrams

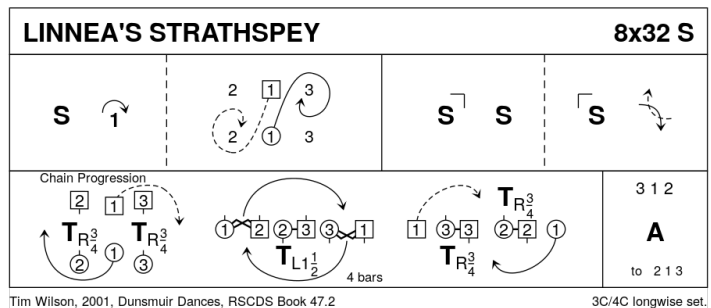
- 1-8 1s+2s & 3s+4s change places on sides (Ladies LH & Men RH) & retaining hands all Bal-in-Line, repeat back to places & Bal-in-Line
- 9-16 All dance reels of 4 on sides (Ladies LSh & Men RSh) with 1s crossing at bottom (1s end at top on opposite sides BtoB facing 2s)
- 17-24 1s dance the Spurtle: 1s dance 1/2 reel of 4 with 2s & turn partner RH to face 3s, 1s dance 1/2 reel of 4 with 3s & turn partner RH to face 4s
- 25-32 1s dance 1/2 reel with 4s & turn RH to 4th place opposite sides, all set & cross RH 1s ending in 4th place



**6 LINNEA'S STRATHSPEY S32 · 3/4L**

Tim Wilson: RSCDS XLVII 2 · Crib: MiniCribs · Diagram: Keith Rose's Diagrams

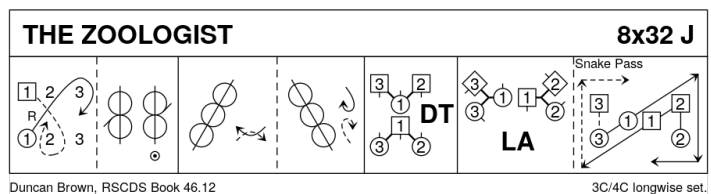
- 1-8 1s set & cast 1 place, 1s cross passing LSh & cast RSh round 1st corners into face them
- 9-16 1s dance 'Hello-Goodbye' setting & end passing RSh to face out in 2nd place own sides
- 17-24 Promenade (Chaperoned) Chain progression:  
 17-18 2s & 3s 3/4 turn partner RH into middle **while** 1s dance clockwise 1/4 round the set picking up 2L/3M ...  
 19-22 who promenade 1/2 way clockwise **while** middle people (2M + 3L) turn LH 1.1/2.  
 23-24 2s & 3s turn partner RH 3/4 to own sides **while** 1s dance clockwise 1/4 round to end in 2nd place, all 3 couples in middle facing up 3 1 2
- 25-32 3s+1s+2s dance Allemande



**7 THE ZOOLOGIST J32 · 3/4L**

Duncan Brown: RSCDS XLVI 12 · Crib: MiniCribs · Diagram: Keith Rose's Diagrams

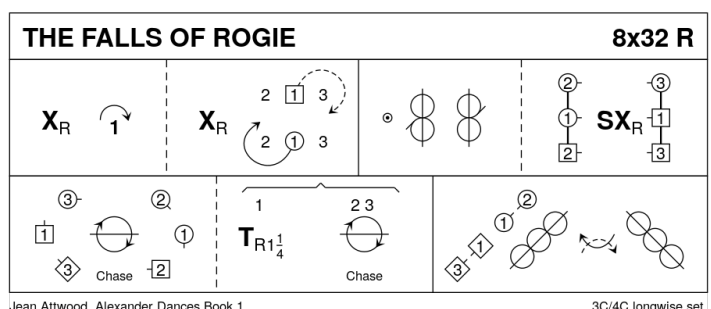
- 1-8 1s cross down between 2s+3s & cast to right to face 2L/3M, dance 1/2 LSh reel of 3 across (1L with 2s, 1M with 3s) & end facing 1st corner (pstn)
- 9-16 1s dance 1/2 diagonal reel of 4 & pass RSh to face 2nd corner (pstn), 1s dance 1/2 diagonal reel & end in double triangle positions (facing opp sides)
- 17-24 1s dance Double Triangles & end in middle facing opposite sides RSh to RSh
- 25-32 1s dance LH across (M with 3s at top & L with 2s), 1M followed by 3M+3L also 1L followed by 2L+2M pass RSh diagonally across to change ends & loop round to right to end on own sides. 2 1 3



**8 THE FALLS OF ROGIE R32 · 3/4L**

Jean Attwood: Alexander Dances Book 1 · Crib: MiniCribs · Diagram: Keith Rose's Diagrams

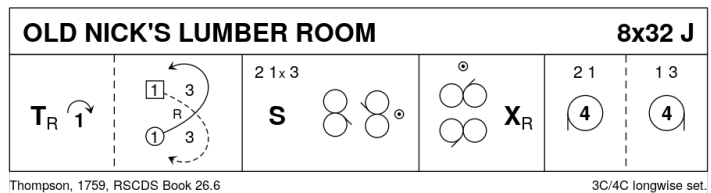
- 1-8 1s cross RH & cast 1 place, 1s cross RH & cast 1 place (Man up, Lady down)
- 9-16 1s dance 1/2 reels of 3 across (1M with 2s & 1L with 3s), set in lines across & change places RH with opposite person
- 17-24 2s+1s+3s chase clockwise 1/2 way, 1s dance in & turn 1.1/4 RH to face 1st corner positions as 2s & 3s continue to chase on to places (as bar 16)
- 25-32 1s dance 1/2 reel of 4 with 1st corners, passing RSh dance 1/2 reel with 2nd corners & cross passing RSh to 2nd place own sides



**9 OLD NICK'S LUMBER ROOM J32 · 3/4L**

RSCDS XXVI 6 · Crib: MiniCrib · Diagram: Keith Rose's Diagrams

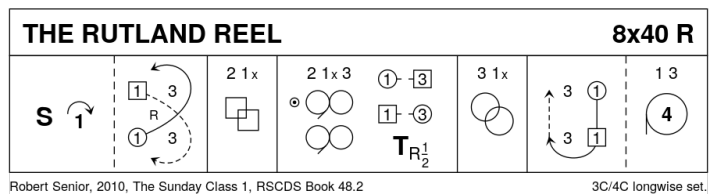
- 1-8 1s turn RH & cast 1 place, lead down between the 3s, cross & cast up to 2nd place on opposite sides
- 9-16 2s+1s+3s set & dance reels of 3 across, 1L with 2s, 1M with 3s
- 17-24 2s+1s+3s dance reels of 3 on sides, 1s cross RH & holding nearer hands face up
- 25-32 2s+1s circle 4H round to left, 1s turn about & 1s+3s circle 4H round to right



**10 THE RUTLAND REEL R40 · 3/4L**

Robert Senior: RSCDS XLVIII 2 · Crib: MiniCrib · Diagram: Keith Rose's Diagrams

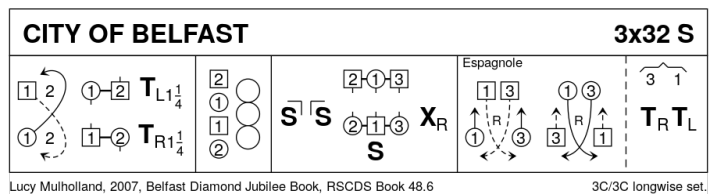
- 1-8 1s set & cast 1 place; 1s cross down between 3s & cast up to 2nd place opposite sides
- 9-16 1s+2s dance Ladies' Chain & end 1s facing down
- 17-24 Reels of 3 on sides, 1s giving RSh to 3s (6 bars) & 1s+3s 1/2 turn RH 2 3(1)
- 25-32 3s+1s dance Men's Chain & end 1L facing out with partner ready to follow her
- 33-40 1L followed by partner casts up & crosses to own side to end with 1s in 2nd place own sides; 1s+3s circle 4H round to left



**11 CITY OF BELFAST S32 · 3/3L**

Lucy Mulholland: RSCDS XLVIII 6 · Crib: MiniCrib · Diagram: Keith Rose's Diagrams

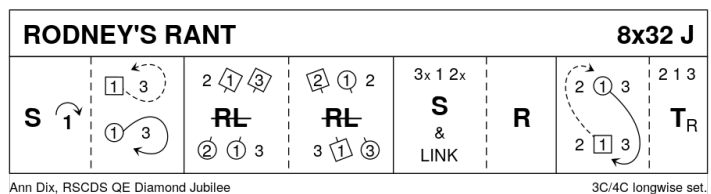
- 1-8 1s dance 1/2 Fig of 8 round 2s, 1L+2M turn RH 1.1/4 times **while** 1M+2L turn LH 1.1/4 times & 1s end BtoB facing opp sides
- 9-16 1s+2s dance reel of 4 across in 2nd place. 2s end in 1st places **while** 1s pass LSh to face 1st corners
- 17-24 1s set to 1st corner & 2nd corner ending (turning to right) between corners, all set & 1s cross RH
- 25-32 1s+3s dance Espagnole:  
**25-26** 1s+3s cross (Ladies lead across RH passing between Men) with Ladies changing places RH  
**27-28** 1s+3s cross back (Men lead across RH between Ladies) with Men changing places RH  
**29-32** 3s turn RH as 1s turn LH to end 2 3 1



**12 RODNEY'S RANT J32 · 3/4L**

Ann Dix: QE Diamond Jubilee Dances · Crib: MiniCrib · Diagram: Keith Rose's Diagrams

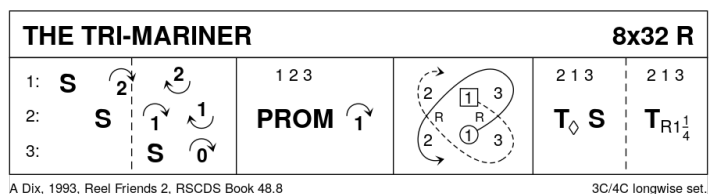
- 1-8 1s set & cast 1 place; 1s dance down between 3s & cast up to 2nd places
- 9-16 1s dance Diag R&L. (3)1(2)
- 17-24 All Set+Link for 3 twice. 2(1)3
- 25-32 1L dances 1/2 Fig of 8 round 2s as 1M dances 1/2 Fig of 8 round 3s (1L up, 1M down); all turn partners RH



**13 THE TRI-MARINER R32 · 3/4L**

Ann Dix: RSCDS XLVIII 8 · Crib: MiniCrib · Diagram: Keith Rose's Diagrams

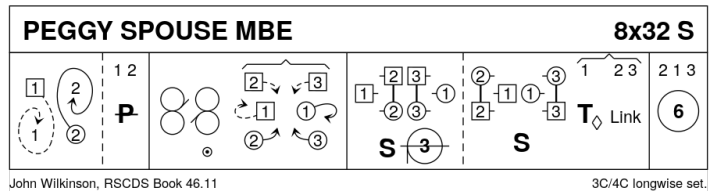
- 1-8 1s set, cast 2 places & lead up to top **while** 2s (bar 3) set, cast 1 place & lead up to 2nd place **while** 3s (bar 5) set, cast into middle
- 9-16 1s+2s+3s Promenade & end with 1s casting to 2nd place
- 17-24 1s cross down, cast up behind 3s, cross up & cast to 2nd place
- 25-32 All petronella turn into middle, set & turn partner RH 1.1/4 times



**14 PEGGY SPOUSE MBE S32 · 3/4L**

*John Wilkinson: RSCDS XLVI 11 · Crib: MiniCribs · Diagram: Keith Rose's Diagrams*

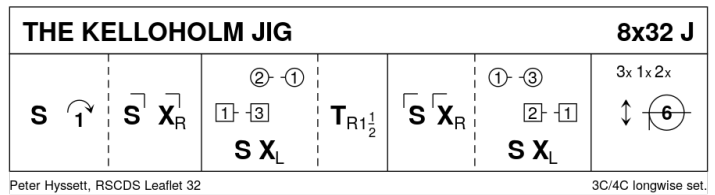
- 1-8** 1L+2M pass LSh & dance round partners by the RSh to end BtoB facing partners, 1s+2s dance 1/2 Diamond Poussette. 2 1 3
- 9-16** 1s dance reels of 3 across giving LSh to 1st corners & end 1L dancing up between 2s to face down as 1M dances down between 3s to face up as 2s dance in to face up to 1L as 3s dance in to face down to 1M
- 17-24** 1L+2s also 1M+3s set & circle 3H round to left 1/2 way, 1s set & petronella turn to 2nd place own sides **while** 2s & 3s Set+Link to own sides
- 25-32** 2s+1s+3s circle 6H round & back



**15 THE KELLOHOLM JIG J32 · 3/4L**

*Peter Hyssett: The Leaflet Dances with Music · Crib: MiniCribs · Diagram: Keith Rose's Diagrams*

- 1-8** 1s set & cast 1 place, set on side lines to 1st corners & change places with them RH
- 9-16** 1L+3L also 2M+1M set to each other on sides & change places LH, 1s turn RH 1.1/2 times to 2nd place on own sides
- 17-24** 1s set on side lines to 2nd corners & change places with them RH, 1M+3M also 2L+1L set to each other on sides & change places LH
- 25-32** 3s+1s+2s Adv+Ret, circle 6H round 1/2 way to left



**16 MILTON'S WELCOME R32 · 3/4L**

*John Bayly: RSCDS XXXIII 8 · Crib: MiniCribs · Diagram: Keith Rose's Diagrams*

- 1-8** 1s+2s+3s set, cross RH, 1s+2s+3s set & 1s+3s 3/4 turn RH (to form line up & down centre) as 2s cross RH to original places
- 9-16** 1s+3s dance reel of 4 in centre of dance end with 1L+3M taking LH as partners end on sides
- 17-24** 1L+3M 3/4 turn LH to face own sides, dance out & cast behind 2s to original places, 1s+2s+3s turn LH
- 25-32** 1s+2s dance Poussette. 2 1 3

