

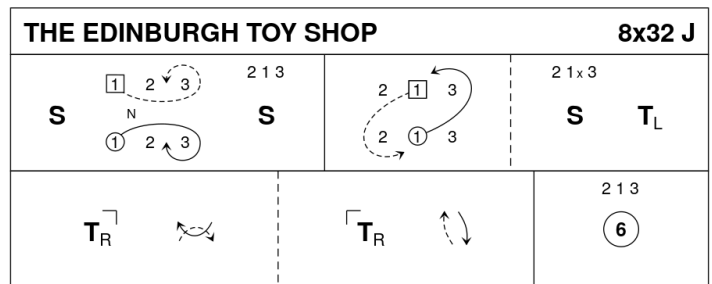
Atholl SCDC Week 8 Graham & Sylvia's Programme 02/11/21

Website:-www.athollscdc.co.uk

1 THE EDINBURGH TOY SHOP J32 · 3/4L

Ethan Bailey: RSCDS LI 1 · Crib: E-cribs · Diagram: Keith Rose's Diagrams

- 1-- 1c set | dance down ; cast up round 3c (2c up) | all set (2,1,3)
- 9-- 1c ½ Fig8 to R ; all set | 1c turn LH to face 1cnrs
- 17-- 1c turn 1cnrs RH | pass Rsh ; turn 2cnrs RH | pass Rsh
- 25-- Circle6 and back



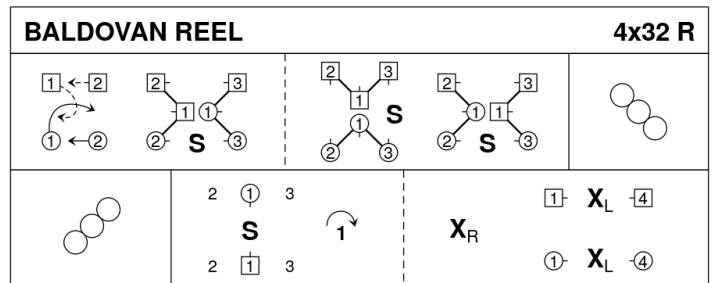
Ethan Bailey, 2016, RSCDS Book 51

3C/4C longwise set.

2 BALDOVAN REEL R32 · 4/4L

Douglas Henderson: Baldovan Set Dances · Crib: E-cribs · Diagram: Keith Rose's Diagrams

- 1-- 1c pass Rsh (2c dance up sidelines) to finish BtoB, 1M facing 3c and 1W facing 2c | ¼ of Crown Triangles (set to 1cnr+4cnr | to 4cnr+3cnr | to 3cnr+2cnr)
- 9-- Diagonal Reel4 with 2cnrs, pass Rsh
- 17-- Diagonal Reel4 with 1cnrs, at end pass Rsh to (2,1x,3,4)
- 25-- 1c set | cast off one (3c up) ; cross RH | 1c+4c change places LH (2,3,4,1)



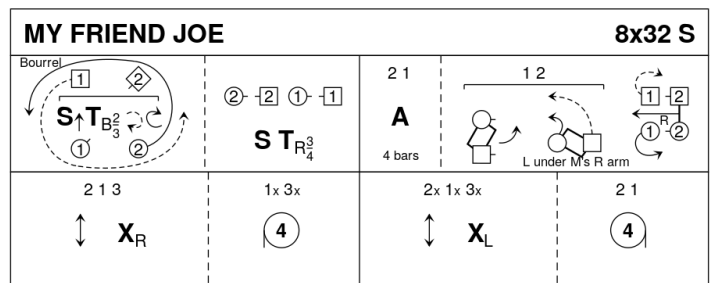
Douglas Henderson, Baldovan Set Dances

4C/4C longwise set.

3 MY FRIEND JOE S32 · 3/4L

Robert M Campbell: RSCDS XXXVIII 2 · Crib: E-cribs · Diagram: Keith Rose's Diagrams

- 1-- 1M+2W set adv & turn BH ¼ and pivot R while{4} 1W+2M chase cclw half round them, all finish on midline facing P ; 1c+2c set | turn RH ¼ into 2c+1c Allemande {6}, finish facing up RHJ | 1c cast and 2c lead up with loop to (2,1,3)
- 9-- All adv {1}, retire {1} | cross RH, to sidelines ; 1c+3c circle4 L (2x,1x,3x)
- 25-- All adv {1}, retire {1} | cross LH, to sidelines ; 2c+1c circle4 R



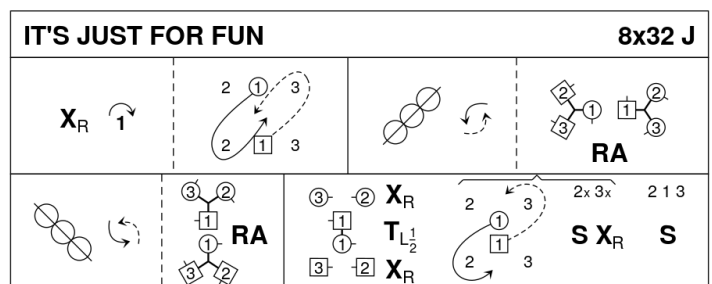
R Campbell, RSCDS Book 38.2

3C/4C longwise set.

4 IT'S JUST FOR FUN J32 · 3/4L

Roy Fidler: RSCDS XXXIII 6 · Crib: E-cribs · Diagram: Keith Rose's Diagrams

- 1-- 1c cross RH | cast off (2c up) ; ½ Fig8 round 3cnr, pass Lsh to face 1cnr
- 9-- ½ Reel4 with 1cnrs, pass Lsh ; Teapots R (1M+2W+3W (at top) & 1W+2M+3M RHA) finish facing 2cnrs
- 17-- ½ Reel4 with 2cnrs, pass Lsh ; Teapots R on own sides (1M+2W+3W & 1W+2M+3M RHA)
- 25-- 1c turn LH ½ (1M faces up, 1W down) while{2} all cnrs change places RH on sides (polite turn) | 1c dances out the end and L to 2pl while{4} 2c+3c set to P and cross RH | All set (2,1,3).



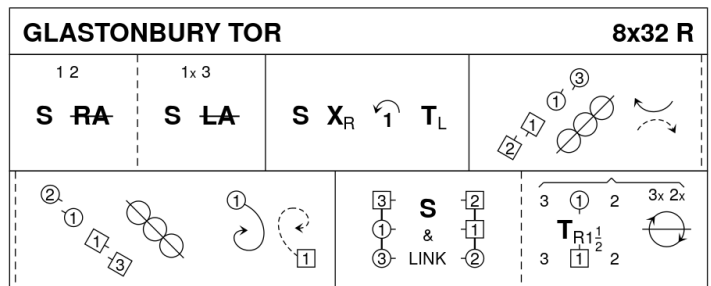
Roy Fidler, 1984, RSCDS Book 33.6

3C/4C longwise set.

5 GLASTONBURY TOR R32 · 3/4L

Duncan Brown: RSCDS XLVII 11 · Crib: E-cribs · Diagram: Keith Rose's Diagrams

- 1- 1c+2c set | ½ RHA ; 1c+3c set | ½ LHA (2x,3x,1)
- 9- 1c set | cross RH ; cast up one (3c down) | turn LH to face 1cnr (pos)
- 17- ½ diag Reel4 with 1cnrs, pass Lsh ; ½ diag Reel4 with 2cnrs, 1c curve R into facing lines of 3 across, 1M at top, 1W at bottom
- 25- All S&Link3 ; 1c turn RH 1½ **while{4}** cnrs chase clw ½ round (2,1,3)



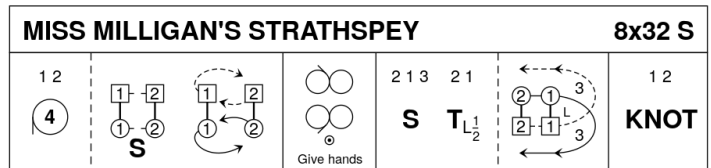
Duncan Brown, 2001, RSCDS Book 47.11

3C/4C longwise set.

6 MISS MILLIGAN'S STRATHSPEY S32 · 3/4L

RSCDS: The Leaflet Dances with Music · Crib: E-cribs · Diagram: Keith Rose's Diagrams

- 1- 1c+2c circle4 L, finish NHJ 1c facing 2c ; set, 1c turning in to face up | 1c cast off, 2c dance up (2,1,3)
- 9- Mirror Reels3 on the sides, 1c start down and in, join hands when possible, 2c+3c finish with loops
- 17- 2c+1c+3c set | 2c+1c ½ LH turn and face down ; lead (LHJ) down, cross below 3c and cast up (1,2,3)
- 25- 1c+2c the Knot. (2,1,3)



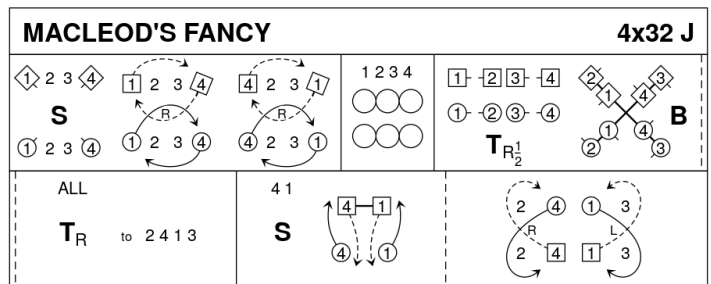
RSCDS, 1973, RSCDS Leaflet 20, RSCDS Thirty Popular Dances Vol 2

3C/4C longwise set.

7 MACLEOD'S FANCY J32 · 4/4L

John Drewry: RSCDS XXXIII 3 · Crib: E-cribs · Diagram: Keith Rose's Diagrams

- 1- 1c+4c set facing diagonally | 1W+4M cast R round own sideline and meet with ¾ RH turn in the middle, to places **while{6}** 1M+4W make that turn and cast R round own sideline to places
- 9- All dance Reels4 on the sides to finish (1,2,3,4) facing up/dn
- 17- Middles (2c+3c) turn ends RH ½ way to form a St Andrew's Cross (1c+4c retain RH and give LHA in the middle) | all set ; continue turns once round RH, at the end 1c+4c pass Rsh on own side to end (2,4,1,3) (1M+4W with polite turn)
- 25- (Middle couples solo:) 4c+1c set, Women cross NHJ and face ends **while{2}** Men cross over outside them and turn inwards to join P ; 4c(1c) lead up RH (lead down LH) between 2c(3c), cross and cast to 2pl(3pl) (2,4,1,3)



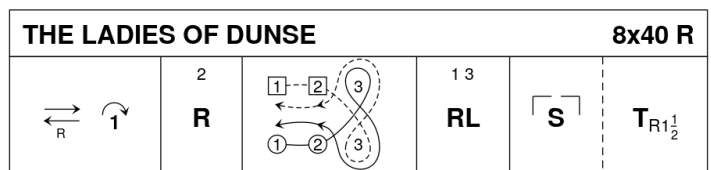
John Drewry, 1985, RSCDS Book 33.3

4C/4C longwise set.

8 THE LADIES OF DUNSE R40 · 3/4L

RSCDS XXVI 11 · Crib: E-cribs · Diagram: Keith Rose's Diagrams

- 1- 1c lead down the middle and up {6}, cast off (2c up)
- 9- 2c repeat (1,2,3)
- 17- 2c (1c following) cross down into a Fig8 round 3c, to finish (2,1,3)
- 25- 1c+3c R&L, finish facing 1cnrs (1M has no polite turn)
- 33- 1c set to 1cnr, to 2cnr, pulling Rsh back to sideline facing P ; turn RH 1½ to (2,1,3).



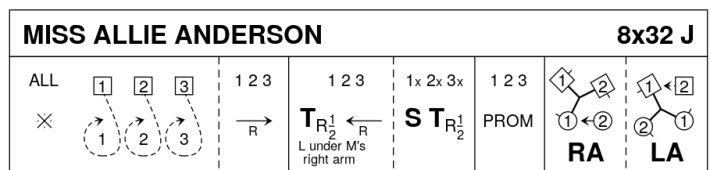
RSCDS Book 26.11

3C/4C longwise set.

9 MISS ALLIE ANDERSON J32 · 3/4L

Mina Corson: The Leaflet Dances with Music · Crib: E-cribs · Diagram: Keith Rose's Diagrams

- 1- All clap, 1W+2W+3W dance Rsh once round P to face down with him RHJ ; All lead down the middle
- 9- All M turn P under R arm and lead up to (1x,2x,3x) ; All set, ½ RH turn into
- 17- 1c+2c+3c Promenade (1,2,3)
- 25- 1c+2W RHA, 1M finishing 2pl own side (2M up on [3-4]) ; 1c+2M LHA (2W up on [7-8]) to (2,1,3)



Mina Corson, RSCDS Leaflet 14

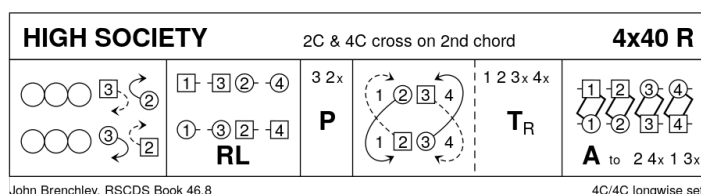
3C/4C longwise set.

10 HIGH SOCIETY R40 · 4/4L

John Brenchley: RSCDS XLVI 8 · Crib: E-cribs · Diagram: Keith Rose's Diagrams

On 2nd chord, 2c+4c cross (1,2x,3,4x)

- 1- Parallel Reels4 on the sides, on [8] mid Cs do not pass but pivot R to face end Cs (1,3,2x,4x)
- 9- 1c+3c & 2c+4c R&L start on sides, 3c+2c finish in middle BHJ
- 17- 3c+2c Poussette (1,2x,3,4x)
- 25- 2c & 3c ½ Fig8 round end C (1,2,3x,4x) ; All turn P RH and face end (1c+2c face up, 3c+4c down)
- 33- 1c+2c & 3c+4c Interlocking Allemandes: the mid couples pass each other to finish (2,4x,1,3x)

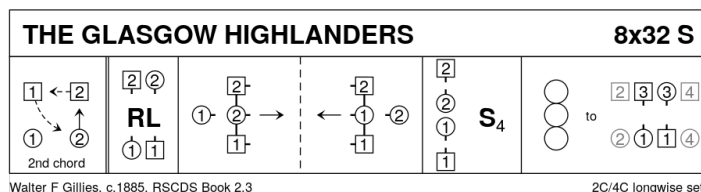


11 THE GLASGOW HIGHLANDERS S32 · 2/4L

RSCDS II 3 · Crib: E-cribs · Diagram: Keith Rose's Diagrams

2 chords. On 2nd chord 1W crosses down to R of P, 2W moves 1 place up and 2M crosses to her place, so 1c faces 2c across.

- 1- 1c+2c R&L, finish with 2M between 2W & 1W facing down and NHJ, 1M behind him
- 9- 1W+2M+2W dance down the middle, 1M following ; all turn (W inwards, M R about) 1M NHJ with the women, and 2M following, dance up to finish in line across, the W on the sidelines facing P in the middle (1c on M side)
- 17- 1c+2c set to P: Glasgow Highlanders step (M may do some other Highland step)
- 25- Reels4 {6} across the dance | 1c lead down the M side and 2c up the W side to face next couple. On reaching the top, 2c waits inactive on own side ; on reaching the bottom 1c waits inactive on own side.

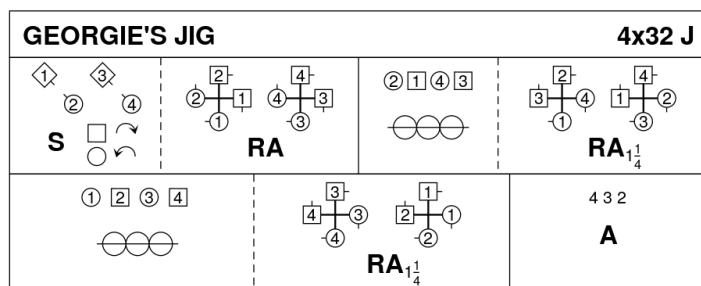


Notes: The RSCDS prescribes a 4c set, but the tradition is a longwise set 'for as many as will'.

12 GEORGIE'S JIG J32 · 4/4L

Lewis N Derrick: The Leaflet Dances with Music · Crib: E-cribs · Diagram: Keith Rose's Diagrams

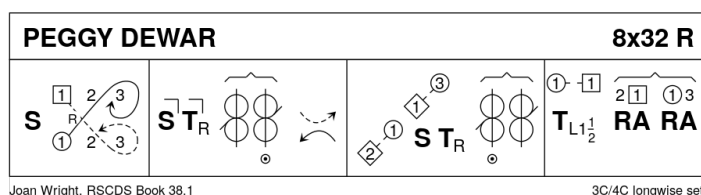
- 1- 1W+2M & 3W+4M set facing diagonally and cast clw (W down, M up) (Partners step R) ; 2c+1c & 4c+3c RHA
- 9- 2M+1W+4M+3W half Reel4 on midline ; at top and bottom RHA 1¼ to bring other dancers onto midline
- 17- 1M+2W+3M+4W half Reel4 on midline ; at top and bottom RHA to 4,3,2,1, 1c dancing to sidelines, the others stay together for
- 25- 4c+3c+2c Allemande (2,3,4,1)



13 PEGGY DEWAR R32 · 3/4L

Joan Wright: RSCDS XXXVIII 1 · Crib: E-cribs · Diagram: Keith Rose's Diagrams

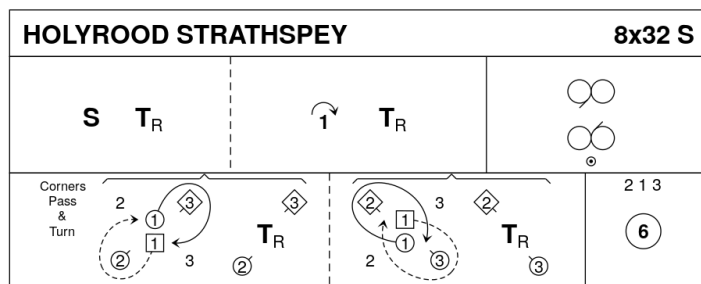
- 1- 1c set, cross down RH (2c up) ; behind 3c and dance up the middle to face 1cnrs
- 9- 1c set to 1cnrs, turn 1cnr RH to face 4cnr ; ½ Lsh Reels3 across, at the end 1c pass Rsh to face 3cnr pos. (2c+3c make loop)
- 17- 1c set to 3cnr pos. and turn cnr RH to face 2cnr pos. ; 1M+2c & 1W+3c ½ Lsh Reels3 across, 1c finish facing P up/down (2c+3c make loops)
- 25- 1c ½ LH turn ; 1W+2c & 1M+3c RHA (2,1,3)



14 HOLYROOD STRATHSPEY S32 · 3/4L

Mervyn C Short: RSCDS LI 7 · Crib: E-cribs · Diagram: Keith Rose's Diagrams

- 1-- 1c set | turn RH and face out ; cast one (2c up) | turn RH and face out (2,1,3)
- 9-- Reels3 on sidelines, 1c Rsh to 3cnr to start, 1c face 1cnr at end
- 17-- 1c+1cnrs pass and turn , pass Rsh ; 1c+2cnrs pass and turn (2,1,3)
- 25-- Circle6 and back



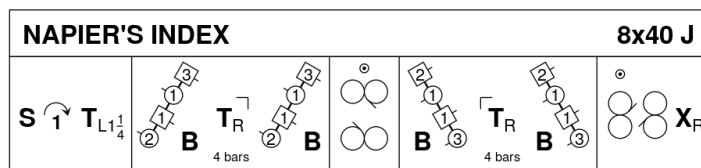
Mervyn Short, 2015, RSCDS Book 51

3C/4C longwise set.

15 NAPIER'S INDEX J40 · 3/4L

Brian Charlton: RSCDS XLV 8 · Crib: E-cribs · Diagram: Keith Rose's Diagrams

- 1-- 1c set | cast off ; turn LH 1¼ into
- 9-- 1c+1cnrs BiL | 1c+1cnr turn RH {4} | repeat BiL
- 17-- 1c+cnrs Reels3 on the sides, Lsh to 2cnr, 1c finish LHJ and RHJ with 2cnr
- 25-- 1c+2cnr repeat [9-16]
- 33-- Reels3 across, 1c Lsh to 3cnr, at end 1c cross RH as 2c+3c curve into place (2,1,3)



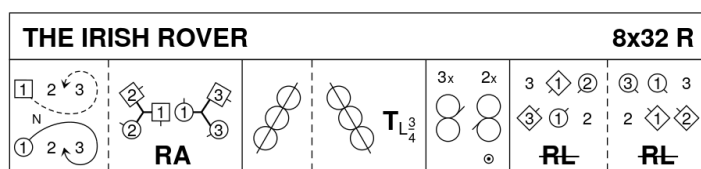
Brian Charlton, 2001, RSCDS Book 45.8

3C/4C longwise set.

16 THE IRISH ROVER R32 · 3/4L

James B Cosh: Twenty Two SCD · Crib: E-cribs · Diagram: Keith Rose's Diagrams

- 1-- 1c dance through 3c (2c up) and cast up ; 2c+1W & 1M+3c RHA, 1c finish facing 1cnrs.
- 9-- 1c+1cnrs ½Reel4, pass Lsh ; ½Reel4 with 2cnrs, fast ¾ LH turn in the centre
- 17-- 1W+3c (at top) & 1M+2c Reels3 across (Lsh to 1cnr pos), (to 3x,1,2x)
- 25-- diagonal R&L (1M down,1W up) (2,1,3)



James B Cosh, 22 SCDs, RSCDS Thirty Popular Dances Vol 2

3C/4C longwise set.