

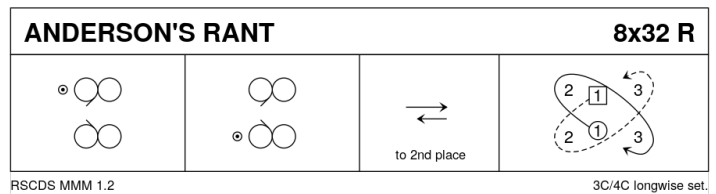
Atholl SCDC Week 7 Brian`s Programme 26/10/21

Website:-www.athollscdc.co.uk/

1 ANDERSON'S RANT R32 · 3/4L

Miss Milligan's Miscellany of Scottish Country Dances · Crib: E-cribs · Diagram: Keith Rose's Diagrams

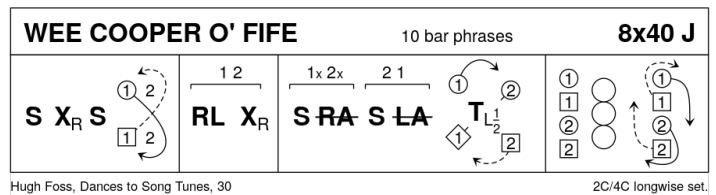
- 1- Mirror Reels3 on the sides, 1c crossing down to start
- 9- Repeat, 1c crossing back to own sides
- 17- 1c lead down the middle (2c up) ; and up to 2pl
- 25- 1c cross up for ½Fig8 round 2c ; repeat down round 3c



2 THE WEE COOPER O' FIFE J40 · 2/4L

Hugh Foss: Dances To Song Tunes · Crib: E-cribs · Diagram: Keith Rose's Diagrams

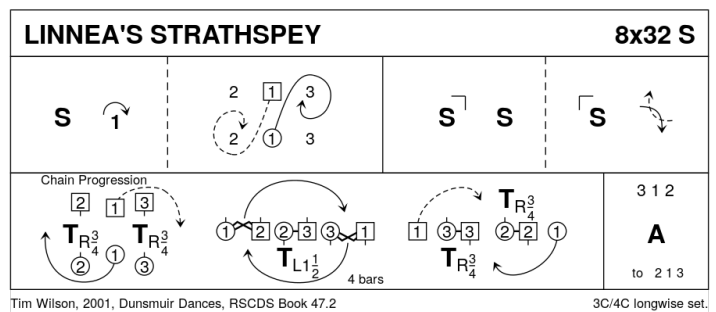
- 1-10 1c set, cross RH, set, lead down, cross and cast up (1,2)
- 11-20 1c+2c R&L (no polite turn), cross RH (1x,2x)
- 21-30 1c+2c set | ½ RHA ; set | ½ LHA | 1W+2M continue ½ LH turn **while**{2} 1M+2W (the leading M and W) cast R and out on opposite side, all finish in line across facing P
- 31-40 Reel4 across the set | Pass P Rsh and dance to own side (2,1)



3 LINNEA'S STRATHSPEY S32 · 3/4L

Tim Wilson: RSCDS XLVII 2 · Crib: E-cribs · Diagram: Keith Rose's Diagrams

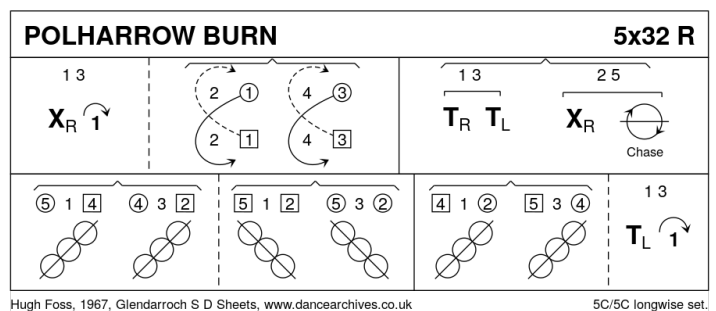
- 1- 1c set | cast off (2c up), cross Lsh and cast R round 1cnr to face 1cnr
- 9- SetH&G , at end pass Rsh to face out in 2pl
- 17- [Chaperoned Chain Progression] 1c cast ¼ clw round set **while**{2} 2c & 3c Turn RH ¾ | 2M+3W turn 1½ LH **while**{4} the others promenade ½ clw round set | 3c+2c turn RH ¾ and face up **while**{2} 1c cast ¼ clw to meet in 2pl, for
- 25- 3c+1c+2c Allemande (2,1,3)



4 POLHARROW BURN R32 · 5/5L

Hugh Foss: Magazine Dances 2005-2009 · Crib: E-cribs · Diagram: Keith Rose's Diagrams

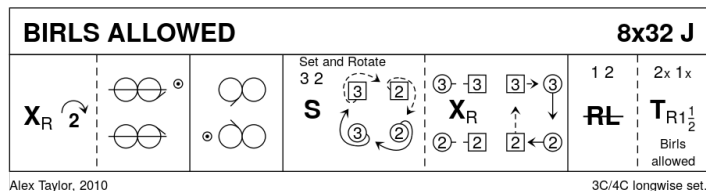
- 1- 1c+3c cross | cast off (2c+4c up) ; ½ Fig8 up round 2c/4c (2,1,4,3,5)
- 9- 1c+3c turn P RH ; turn P LH to face 1cnrs **while**{8} 2c+5c cross RH and chase clw. to other end of set (2M & 5W leading P) (5,1,4,3,2)
- 17- diag. ½Reels4 with 1cnrs (1diags.) (pass Lsh) ; repeat on 2diags.
- 25- Repeat with 3cnrs (1diags) ; 1c+3c turn LH and cast off on own side (4c+5c up) (2,4,1,5,3)



5 BIRLS ALLOWED J32 · 3/4L

Alex Taylor: Bannockburn 700 · Crib: E-cribs · Diagram: Keith Rose's Diagrams

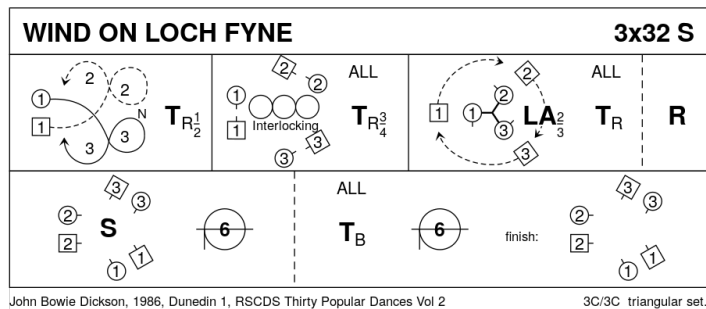
- 1- 1c cross RH | cast off 2 (2c+3c up) ; ½ mirror Reels3 on opposite side, 1c start inwards (1x,3,2)
- 9- 1c cross down into Mirror Reels3 on own side (1,3,2)
- 17- 3c+2c Set&Rotate (1,2,3)
- 25- 1c+2c ½ R&L ; 1c+2c Turn RH 1½ (2,1,3)



6 THE WIND ON LOCH FYNE S32 · 3T

John Bowie Dickson: Thirty Popular Dances, Volume Two · Crib: E-cribs · Diagram: Keith Rose's Diagrams

- 1- 1c cross down, 1W / 1M Figs8 round 2c / 3c (pass between, meet & touch NH, out between same couple, cast up, turn RH ½ to place.
- 9- All C face P for Rsh interlocking Reels4 (acknowledge P on [12], on [16] turn ¼ RH into:
- 17- Men LHA 2/3 cclw **while**{2} women dance clw one place | all C turn RH ; repeat to new places (2,3,1).
- 25- All C set NHJ | ½ circle6 left ; all C turn BH | ½ circle6 left (2,3,1)

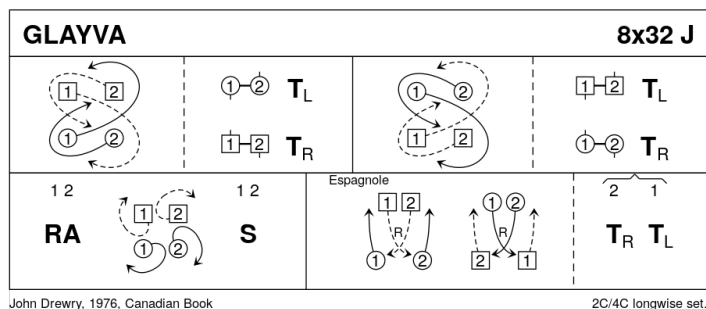


7 GLAYVA J32 · 2/4L

John Drewry: The Canadian Book of Scottish Country Dances · Crib: E-cribs · Diagram: Keith Rose's Diagrams

- 1- 1c+2c ½ DblFig8 (1c cross down to begin) ; 1c turn 2c easy hand on side (1c inwards) (1x,2x)
- 9- Repeat from new positions (1,2)
- 17- 1c+2c RHA and dance to centre and pull Rsh back ; dance out to places | all set (facing in)
- 25- 1c+2c Espagnole.

Espagnole: both W lead RHJ to M side, cross and cast back to exchanged places while{4} Men cross to W side, lead RHJ back to M side and cross to exchanged places ; all turn P EH (2,1)



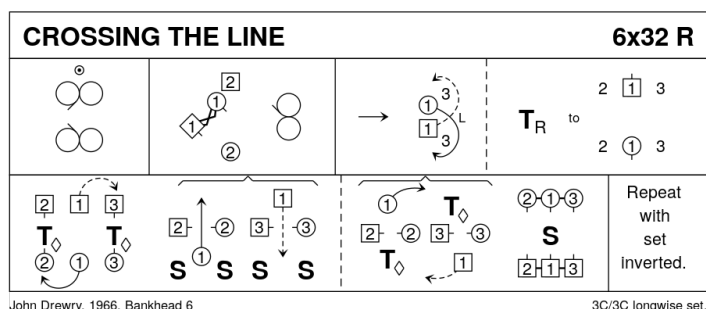
8 CROSSING THE LINE R32 · 3/3L

John Drewry: Bankhead Book Part 6 · Crib: E-cribs · Diagram: Keith Rose's Diagrams

- 1- 1c cross down into Mirror Reels3 on opposite sides with 2c+3c, 1c finish in promhold facing down between 2c in 1pl
- 9- 1c+2M+2W Reel3 across (Rsh to 2M) (at end 1c start downwards)
- 17- 1c (promhold) dance between 3c, cross LH and cast up to 2pl ; turn RH and face out (see note)
- 25- 2c & 3c petronella {8} **while** 1c casts R (1M up, 1W down) | cross between setting end couples ; cast to 2plx | set (all together) (2x,1x,3x)

The set is now inverted ; repeat using the bottom (3c) as new top. In 6 times through each couple dances once as 1c from »each hemisphere«.

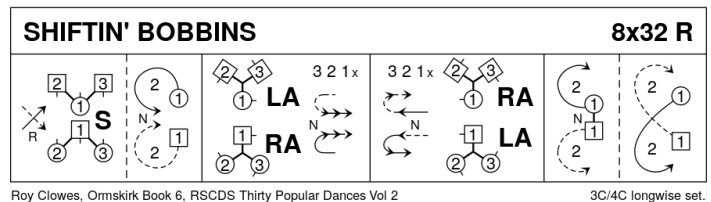
Note: On [24], some dancing couples choose to face in after the RH turn and then cast into the next figure.



9 SHIFTIN' BOBBINS R32 · 3/4L

Roy Clowes: *Thirty Popular Dances, Volume Two* · Crib: *E-cribs* · Diagram: *Keith Rose's Diagrams*

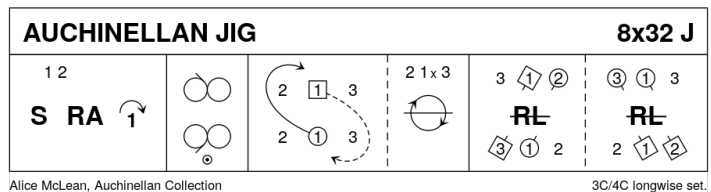
- 1- 1c cross down RH (2c up) to 2plx in DTr position with corners | set as DTr; cast up, meet and dance down to 2pl in middle
- 9- 2M+1W+3M RHA, **while{4}** 2W+1M+3W LHA ; 1c followed by 2c+3c dance down the middle
- 17- 3c+2c+1c dance up the middle, 3c casting to 3pl, flowing into ; 1W+2M+3M LHA, **while{4}** 1M+2W+3W RHA
- 25- 1c dance to top, cast off one ; ½ Fig8 up round 2c.



10 AUCHINELLAN JIG J32 · 3/4L

Alice McLean: *The Auchinellan Collection* · Crib: *E-cribs* · Diagram: *Keith Rose's Diagrams*

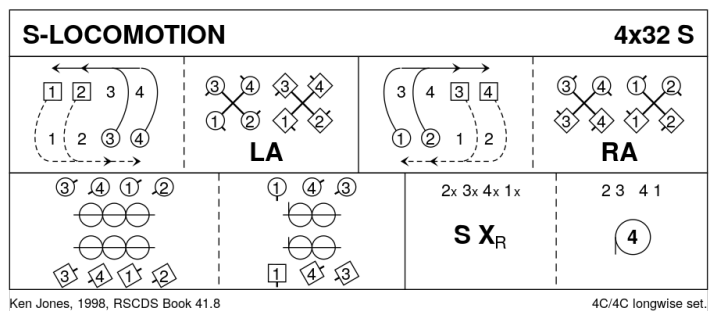
- 1- 1c+2c set | RHA | 1c cast as 2c dance up (2,1,3)
- 9- Mirror Reels3 on own side, 1c start in and down
- 17- 1c ½Fig8 Left (M up, W dn) ; all chase clw ½ round (3x,1,2x)
- 25- Diagonal R&L



11 S-LOCOMOTION S32 · 4/4L

Ken Jones: *RSCDS XLI 8* · Crib: *E-cribs* · Diagram: *Keith Rose's Diagrams*

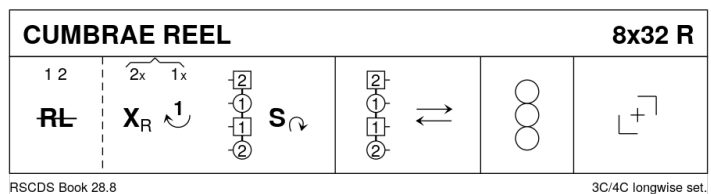
- 1- 1W+2W & 3M+4M cross Lsh past P | cast two L to each other's places ; all M (top) and W (bottom) LHA
- 9- 1M+2M & 3W+4W cross Rsh to person opposite | cast two R ; 3c+4c (top) & 1c+2c (bottom) RHA (to 3x,4x,1x,2x)
- 17- ½Reels4 on the sides ; 2c waits in 1plx **while{4}** the others continue in ½Reel3 (to 2x,3x,4x,1x)
- 25- All Set, cross RH, 2c+3c & 4c+1c circle4 left



12 THE CUMBRAE REEL R32 · 3/4L

RSCDS XXVIII 8 · Crib: *E-cribs* · Diagram: *Keith Rose's Diagrams*

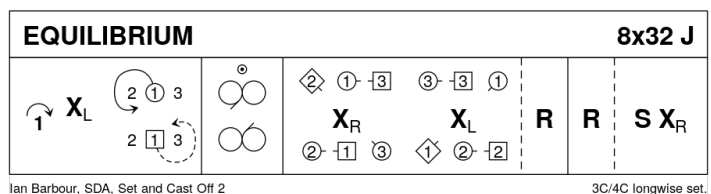
- 1- 1c+2c half R&L ; 2c cross RH to own side **while{4}** 1c dance up to between 2c, all facing up NHJ | set in line across and pivot R the second PdB to face down
- 9- In line of 4 dance down the middle (turn R about) ; and up, finishing with 1c BtoB between 2c
- 17- 1c+2c Reel4 across the dance, 1c finishing facing corners
- 25- 1c turn corner, P, corner, cross over to own sides (2,1,3)



13 EQUILIBRIUM J32 · 3/4L

Ian Barbour: *Set and Cast Off Volume 2* · Crib: *E-cribs* · Diagram: *Keith Rose's Diagrams*

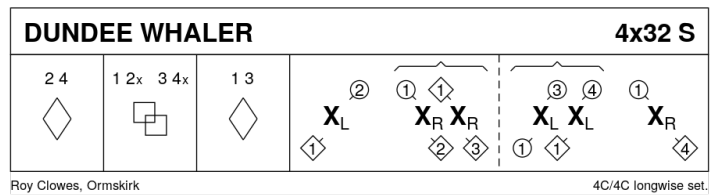
- 1- 1c cast off (2c up), cross LH ; dance Lsh round 2cnrs to face 1cnrs (2,1x,3)
- 9- Rsh Reels3 in sideline (2,1x,3)
- 17-28 »Fig8 G-Chain«: 2M+1W (side) & 2W+3M (2nd diag) & 1M+3W (side) change places RH | 3M+3W (side) & 1W+1M (1st diag) & 2M+2W (side) change LH ; repeat figure twice ; (all dance a Fig8, men dancing down the sidelines, women up).
- 29-32 1c set and cross over RH, on first turn finish facing out (2,1,3).



14 THE DUNDEE WHALER S32 · 4/4L

Roy Clowes: Ormskirk Scottish Dances - Memorial Edition · Crib: E-cribs · Diagram: Keith Rose's Diagrams

- 1- 2c+4c petronella (to 1,2x,3,4x)
- 9- 1c+2c & 3c+4c L-Chain
- 17- 1c+3c petronella (to 1x,2x,3x,4x)
- 25- 1W+2M cross LH | 1M+2W & 1W+3W cross RH ;
1M+3M & 1W+4M cross LH | 1M+4W cross RH
(2,3,4,1).

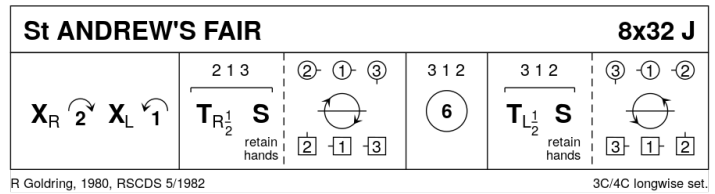


[25-32] represent tacking the ship, therefore no polite turns

15 ST ANDREW'S FAIR J32 · 3/4L

Roy Goldring: Five Scottish Country Dances 1982 · Crib: E-cribs · Diagram: Keith Rose's Diagrams

- 1- 1c cross RH | cast off 2 (2c up) ; cross LH and cast up (2,1,3)
- 9- All turn RH 1/2 | retain hold & set ; all chase clw to own sides (3,1,2)
- 17- 3c+1c+2c Circle6 and back
- 25- All turn LH 1/2 | retain hold & set ; all chase cclw to (2,1,3)



note: 3c does not move on bars 1-8.

16 THE WIND THAT SHAKES THE BARLEY R32 · 3/4L

John M Duthie: Eight Scottish Country Dances · Crib: E-cribs · Diagram: Keith Rose's Diagrams

- 1- 1c down the middle {3} and up | cast off (2c up)
- 9- Reels3 across, 1c Rsh to 2cnr , finish facing 1cnr
- 17- Turn CPCP
- 25- Circle6 and back

