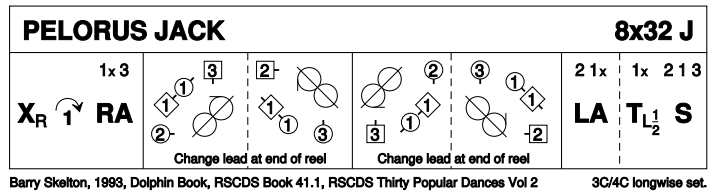


Atholl SCDC - 2 April 2024 - Alison's Programme

1 PELORUS JACK J32 · 3/4L

Barry Skelton: RSCDS XLI 1 · Crib: MiniCribs · Diagram: Keith Rose's Diagrams

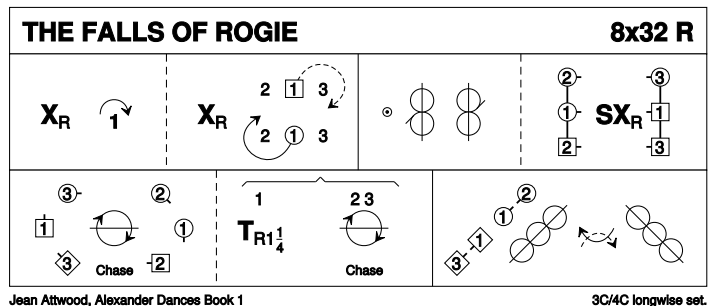
- 1-8 1s cross RH & cast 1 place (2s step up 3-4), 1s dance RH across with 3s. 1s end with Man facing his 1st corner with his partner behind him
- 9-16 1s dance Alternating Tandem 1/2 reel of 3 with 1st corners to face Man's 2nd corner, 1s dance Alternating Tandem 1/2 reel of 3 with 2nd corners
- 17-24 1s dance Alternating Tandem 1/2 reels of 3 with Ladies' 1st corner (pstn), 1s dance Alternating Tandem 1/2 reel with Ladies' 2nd corner (pstn)
- 25-32 1M followed by partner dance into LH across with 2s, 1s retain LH & 1/2 turn to own sides & 2s+1s+3s set



2 THE FALLS OF ROGIE R32 · 3/4L

Jean Attwood: Alexander Dances Book 1 · Crib: MiniCribs · Diagram: Keith Rose's Diagrams

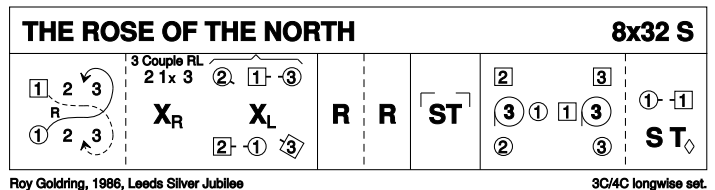
- 1-8 1s cross RH & cast 1 place, 1s cross RH & cast 1 place (Man up, Lady down)
- 9-16 1s dance 1/2 reels of 3 across (1M with 2s & 1L with 3s), set in lines across & change places RH with opposite person
- 17-24 2s+1s+3s chase clockwise 1/2 way, 1s dance in & turn 1.1/4 RH to face 1st corner positions as 2s & 3s continue to chase on to places (as bar 16)
- 25-32 1s dance 1/2 reel of 4 with 1st corners, passing RSh dance 1/2 reel with 2nd corners & cross passing RSh to 2nd place own sides



3 THE ROSE OF THE NORTH S32 · 3/4L

Roy Goldring: Silver Jubilee 25 - Leeds Branch · Crib: MiniCribs · Diagram: Keith Rose's Diagrams

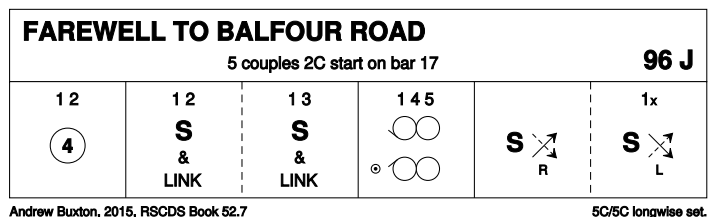
- 1-4 1s lead down below 3s, cross & cast up to 2nd place on opposite side
- 5-16 2s+1s+3s dance 3 couple R&L, 1s end facing 1st corners
- 17-24 1s set to & turn 1st corner 2H, set to & turn 2nd corner 2H. 1s finish BtoB in centre, 1M facing up, 1L facing down
- 25-32 1M+2s & 1L+3s circle 3H round to left & on bar 4 1s pull back RSh to face each other & set; 1s Petronella turn to 2nd place own side. 2 1 3



4 FAREWELL TO BALFOUR ROAD J32 · 5/5L

Andrew Buxton: RSCDS LII 7 · Crib: MiniCribs · Diagram: Keith Rose's Diagrams

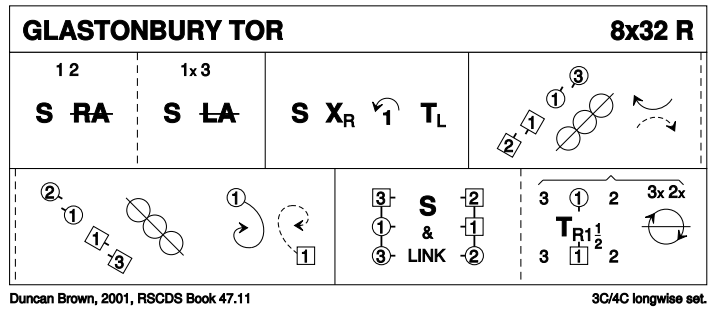
- 1-8 1s+2s circle 4H round & back
- 9-16 1s+2s Set+Link; 1s+3s Set+Link
- 17-24 2s start while 1s+4s+5s dance mirror reels of 3 on sides (1s in/down, 5s in/up to start)
- 25-32 1s set, cross down RH to 4th place (4s step up); 1s set, cross down LH to 5th place (5s step up)



New top couple start every 16 bars. Repeat until 1s back in 1st place, they stand for 16 bars while 5s continue bars 17-32 ending back in 5th place

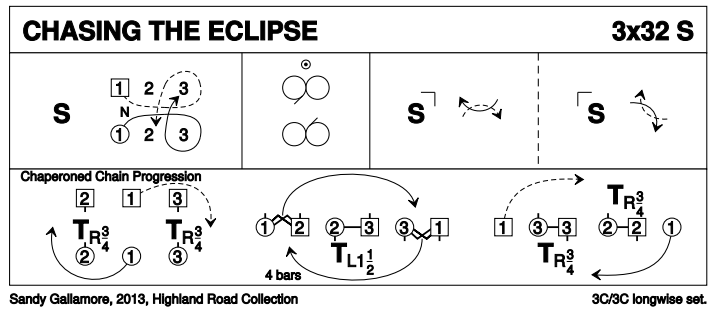
5 GLASTONBURY TOR R32 · 3/4L
Duncan Brown: RSCDS XLVII 11 · Crib: MiniCribbs · Diagram: Keith Rose's Diagrams

- 1-8 1s+2s set & dance 1/2 RH across, 1s+3s set & dance 1/2 LH across
- 9-16 1s set & cross RH, 1s cast up 1 place & turn LH turn to face 1st corners (pstns)
- 17-20 1s dance 1/2 reel of 4 with 1st cnrns (pstns) & pass left to face 2nd cnrns (pstns)
- 21-24 1s dance 1/2 reel of 4 with 2nd cnrns (pstns) & curve right to end 1M between 3s facing down & 1L btwn 2s facing up
- 25-32 1M+3s also 1L +2s Set+Link for 3 once, 1s turn RH 1.1/2 times to 2nd place as 2s & 3s dance clockwise 1/2 way to places 2 1 3



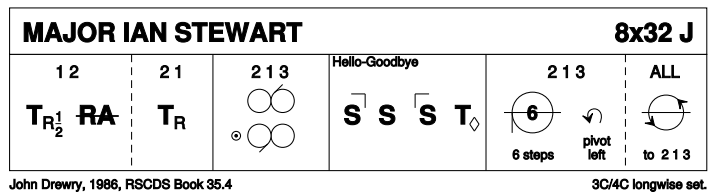
6 CHASING THE ECLIPSE S32 · 3/3L
Sandy Gallamore: The Highland Road Collection · Crib: MiniCribbs · Diagram: Keith Rose's Diagrams

- 1-8 1s set, dance down below 3s (2s step up), cast up to 2nd place, pass LSh to face 1st corners
- 9-16 1s dance RSh reels of 3 on opposite sides, 1s end facing 1st corners
- 17-24 1s set to 1st corners, dance 3/4 round partner by RSh, 1s set to 2nd corners, dance round partner to own side, facing out
- 25-32 Promenade (Chaperoned) Chain progression:
25-26 2s & 3s 3/4 turn partner RH into middle **while** 1s dance clockwise 1/4 round the set picking up 2L/3M ...
27-30 who promenade 1/2 way clockwise **while** middle people (2M + 3L) turn LH 1.1/2.
31-32 2s & 3s turn partner RH 3/4 to own sides **while** 1s dance clockwise 1/4 round to end in 2nd place. 3 1 2



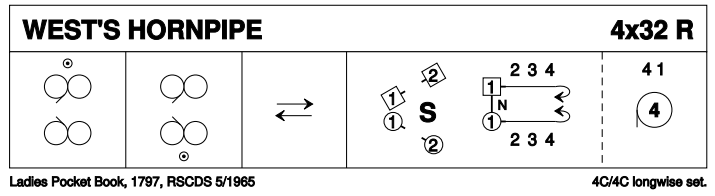
7 MAJOR IAN STEWART J32 · 3/4L
John Drewry: RSCDS XXXV 4 · Crib: MiniCribbs · Diagram: Keith Rose's Diagrams

- 1-8 1s+2s 1/2 turn partners RH & dance RH across 1/2 way, 2s+1s full turn partner RH ending with 2s at top & 1s in 2nd place
- 9-16 2s+1s+3s dance reels of 3 on own sides (1L dances in & up as 1M dances in & down to start) & 1s end facing 1st corners
- 17-24 1s dance 'Hello-Goodbye' setting ending with petronella turn to 2nd places
- 25-32 2s+1s+3s circle 6H round to the left for 6 steps, pivot & chase back to places



8 WEST'S HORNPIPE R32 · 4/4L
Five Traditional Scottish Country Dances for 1965 · Crib: MiniCribbs · Diagram: Keith Rose's Diagrams

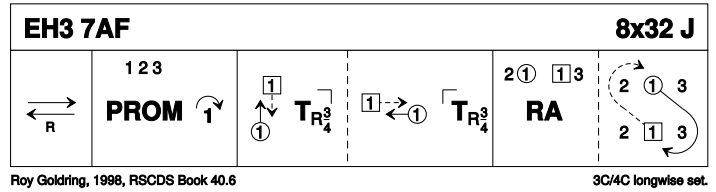
- 1-8 1s cross down & dance reflection reels of 3 on opposite sides
- 9-16 1s cross down to dance reflection reels of 3 on own sides
- 17-24 1s lead down the middle & back to top (1s end facing 2s diagonally)
- 25-32 1s set to 2s & dance down to 4th place (2s+3s+4s step up 27-28), 4s+1s circle 4H round to left



9 EH3 7AF J32 · 3/4L

Roy Goldring: RSCDS XL 6 · Crib: MiniCribs · Diagram: Keith Rose's Diagrams

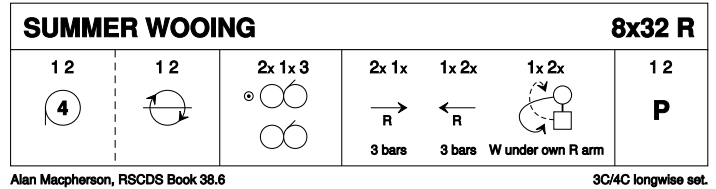
- 1-8 1s lead down the middle & back to top. 2s & 3s step in on bar 8 ready for ...
- 9-16 1s+2s+3s Promenade ending with 1s casting to 2nd place
- 17-24 1s pass by the right & turn 1st corners RH to end L between 2s & M between 3s, 1s pass by the right & turn 2nd corners RH to end between crnrs
- 25-32 1M dances RH across with 2s & 1L with 3s, 1L dances up between 2s & casts to 2nd place own side as 1M dances between 3s & casts up



10 SUMMER WOOING R32 · 3/4L

Alan Macpherson: RSCDS XXXVIII 6 · Crib: MiniCribs · Diagram: Keith Rose's Diagrams

- 1-8 1s+2s circle 4H round to left, chase clockwise 1/2 way to end on opp sides (2s in 1st place facing down & 1s in 2nd place facing up)
- 9-16 2s+1s+3s dance RSh reels of 3 on sides
- 17-24 1s followed by 2s lead down for 3, 2s divide & follow 1s back to top, 1s+2s retain RH & Men pass in front of Ladies as they turn under right arm
- 25-32 1s+2s dance Poussette. 2 1 3



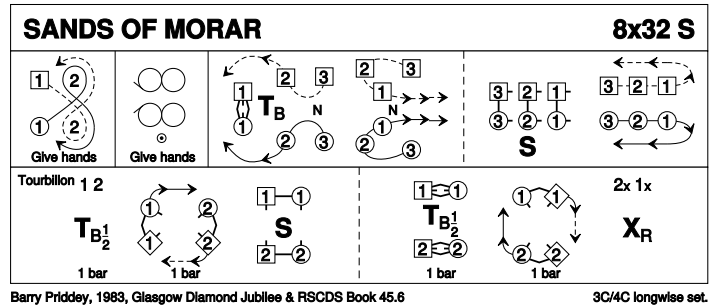
11 SANDS OF MORAR S32 · 3/4L

Barry Priddey: RSCDS XLV 6 · Crib: MiniCribs · Diagram: Keith Rose's Diagrams

- 1-8 1s dance Fig of 8 round 2s giving hands when possible
- 9-16 1s dance reflection reels of 3 on own sides (1s dance down between 2s to begin)
- 17-24 1s turn 2H & dance down middle to 3rd pl as 2s+3s continue reel & dance down behind 1s, all set & 1s followed by 2s+3s cast up to orig pls
- 25-32 1s+2s dance the Tourbillon :

 1s & 2s turn partners 2H 1/2 way, 1M & 2L lead partners on 1 place clockwise to end 1s on Ladies side & 2s on Men's side, 1s set to 2s

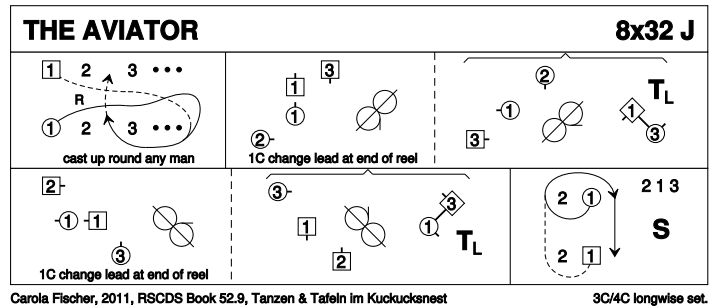
 1s & 2s 1/2 turn partners 2H, 1L & 2M lead partners on 1 place to end 2s in 1st pl & 1s in 2nd pl & 2s+1s cross RH to own sides. 2 1 3



12 THE AVIATOR J32 · 3/4L

Carola Fischer: RSCDS LII 9 · Crib: MiniCribs · Diagram: Keith Rose's Diagrams

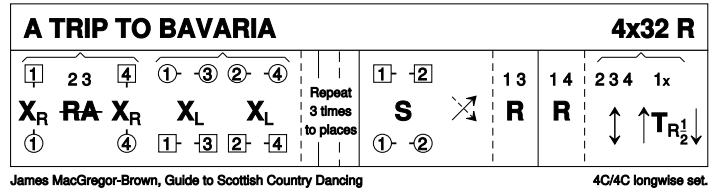
- 1-8 1s lead down, on bar 4 1M crosses partner in front & 1L followed by 1M cast up behind 4M & 3M & across into 2nd place facing 3L (2s step up 3-4)
- 9-16 1s (1L leading) dance 1/2 alternating tandem reel with 1st corners; 1M continues reel with corners passing 3L LSH **while** 1L+3M turn LH to face 2L
- 17-24 1s (1M leading) dance 1/2 alternating tandem reel with 2nd corners; 1L continues reel with corners passing 2L LSH **while** 1M+3L turn LH. 1s end in 2nd place opp sides, 1L facing out
- 25-32 1s dance up, round 2s by RSh (1L behind 2M, 1M in front 2L) & 1M followed by 1L cast 1 place, across set to end in 2nd place own side (6 bars). All 3 couples set



13 A TRIP TO BAVARIA R32 · 4/4L

James MacGregor-Brown: Collins Pocket Reference: Scottish Country Dancing · Crib: MiniCrib · Diagram: Keith Rose's Diagrams

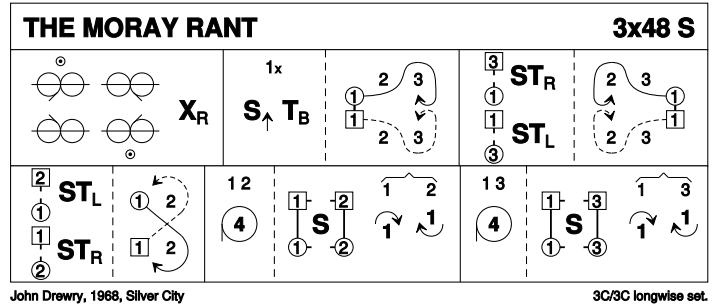
- 1-4** 1s & 4s cross RH while 2s+3s dance 1/2 RH across, 1s+3s & 2s+4s change places LH on sides
- 5-16** Repeat 1-4 another 3 times (end cpls cross RH, middle cpls 1/2 RH across; cpls in 1st+2nd place also 3rd+4th place change places LH) All finish in original places
- 17-24** 1s set to 2s & cross over to face 3s (2s dance up), set & cross to face 4s (3s dance up)
- 25-32** 1s set to 4s & cross over to 4th place on opposite sides (4s dance up), all Adv+Ret 2 steps & 1s change places RH (2H popular) to retire to own sides



14 THE MORAY RANT S48 · 3/3L

John Drewry: Silver City Book of SCD · Crib: MiniCrib · Diagram: Keith Rose's Diagrams

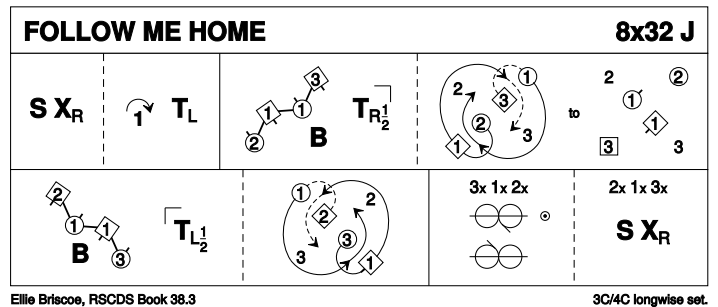
- 1-8** 1s dance Inveran Reels with 2s+3s & 1s cross RH to opposite sides
- 9-16** 1s set advancing & turn 2H, dance down & out between 2s & 3s then cast down behind 3s to turn in to face 3s
- 17-24** 1s set & turn 3s (1s dancing out between 2s & 3s), dance up between 3s & out between 2s+3s then cast up behind 2s to turn in to face 2s
- 25-32** 1s set & turn 2s (1s dancing out between 2s & 3s) into 1st place opp sides, 1s dance 1/2 Fig of 8 round 2s back to 1st place own sides
- 33-40** 1s+2s circle 4H once round to Left, 1s facing 2s set & 1s cast to 2nd place as 2s lead up to 1st place
- 41-48** 1s+3s circle 4H once round to Left, 1s facing 3s set & 1s cast to 3rd place as 3s lead up to 2nd place



15 FOLLOW ME HOME J32 · 3/4L

Ellie Briscoe: RSCDS XXXVIII 3 · Crib: MiniCrib · Diagram: Keith Rose's Diagrams

- 1-8** 1s set & cross RH, cast 1 place & turn LH (ending in a diagonal line LH to partner & RH with 1st corner)
- 9-16** 1s Bal-in-Line with 1st cnrs, 1/2 turn cnrs & 1s followed by cnrs chase cl'wise to 3rd cnr (pstn), 1s dance in, join RH with partner & LH with 2nd cnrs
- 17-24** 1s Bal-in-Line with 2nd cnrs, 1/2 turn cnrs & 1s followed by cnrs chase anticl'wise to 4th cnr (pstn), 1s crossing LSh to 2nd pl opp sides facing out
- 25-32** 3s+1s+2s dance 1/2 reels of 3 on the sides 1s giving LSh to 2nd corner (position); 2s+1s+3s set & cross RH



16 THE HIGHLAND RAMBLER R40 · 3/4L

Roy Goldring: Thirty Popular Dances, Volume Two · Crib: MiniCrib · Diagram: Keith Rose's Diagrams

- 1-8** 1s dance in & cast to 2nd place, dance RH across with 3s
- 9-16** 2s+1s dance LH across, 1L followed by partner cast up round 2L & dance down middle to 1L between 3s & 1M between 2s
- 17-24** 1s+2s+3s dance down the middle & back
- 25-32** 1M followed by partner dance up, cast down round 2L to 2nd places on own side & turn RH
- 33-40** 2s+1s+3s circle 6H round & back

