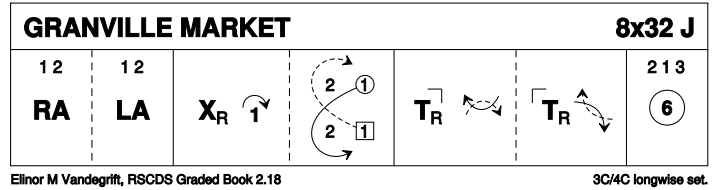


# Atholl SCDC - 19 March 2024 - Joy's Programme

## 1 GRANVILLE MARKET J32 · 3/4L

Elinor M Vandegrift: A Second Book of Graded Scottish Country Dances · Crib: MiniCribbs · Diagram: Keith Rose's Diagrams

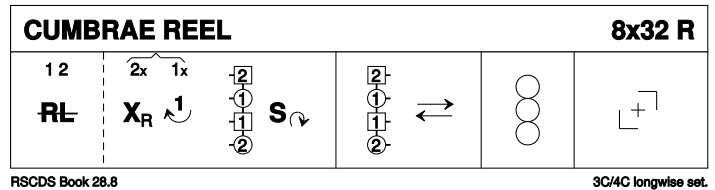
- 1-8 1s+2s dance RH across & LH back
- 9-16 1s cross RH & cast 1 place, 1s dance 1/2 Fig of 8 around 2s & end facing 1st corner
- 17-24 1s turn corners RH & pass RSh to face 2nd corners, 1s turn 2nd corners RH & pass RSh to end 2nd place own sides
- 25-32 2s+1s+3s circle 6H round & back



## 2 THE CUMBRAE REEL R32 · 3/4L

RSCDS XXVIII 8 · Crib: MiniCribbs · Diagram: Keith Rose's Diagrams

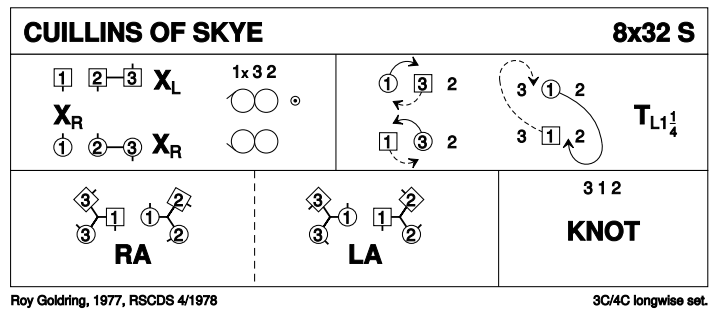
- 1-8 1s+2s dance 1/2 R&L, 2s cross RH while 1s dance up to top to form a line of 4 across facing up, 1s+2s set & turn right to face down
- 9-16 1s+2s dance down in line, turning right dance back to top 1s ending back-to-back facing other partner
- 17-24 1s+2s dance RSh reel of 4 across & 1s end facing 1st corners
- 25-32 1s turn 1st corners RH, turn partner LH, turn 2nd corners RH & turn partners LH to 2nd place own sides



## 3 CUILLINS OF SKYE S32 · 3/4L

Roy Goldring: Four Scottish Country Dances 1978 · Crib: MiniCribbs · Diagram: Keith Rose's Diagrams

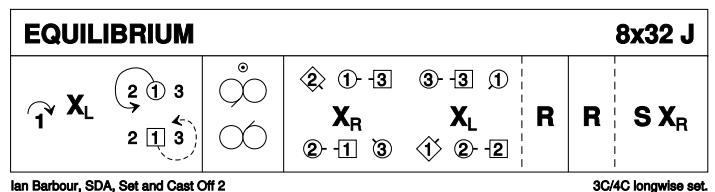
- 1-8 1s cross RH while 2s+3s change places on sides (Ladies LH & Men RH) & dance reels of 3 on the sides (1s out & down, 3s in & up)
- 9-16 1s cast 1 place on opposite sides (3s dance up) & dance 1/2 Figs of 8 (Lady up & Man down), 1s meet in centre & turn LH 1.1/4 times
- 17-24 RH across 1L+3s (at top) & 1M+2s (3rd place), 1s finish in 2nd place own sides; 1s pass RSh & dance LH across with other couple
- 25-32 3s+1s+2s dance the Knot



## 4 EQUILIBRIUM J32 · 3/4L

Ian Barbour: Set and Cast Off Volume 2 · Crib: MiniCribbs · Diagram: Keith Rose's Diagrams

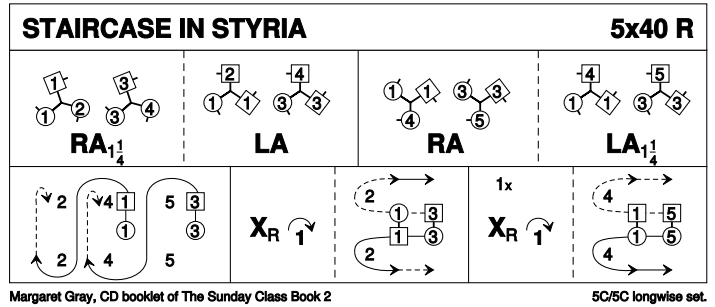
- 1-8 1s cast 1 place, cross LH & cast round their 2nd corners to 2nd place opp sides facing 1st corners
- 9-16 1s dance reel of 3 on opposite sides passing 1st corner RSh to start. 2 (1) 3
- 17-28 1s dance Fig of 8 Grand Chain:  
1s change places RH with 1st crnrs on sides as 2nd crnrs cross diag RH, 1s cross diag LH as others change pl LH on sides, continue this Fig back to place (Each Lady in top pl always cross diag with Man in 3rd pl as others change pl on sides)
- 29-32 1s set & cross RH. 2 1 3



**5 STAIRCASE IN STYRIA** R40 · 5/5L

Margaret Gray: CD booklet of *The Sunday Class Dance Book 2* · Crib: *MiniCribs* · Diagram: *Keith Rose's Diagrams*

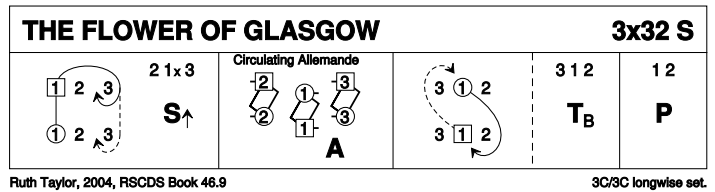
- 1-8 1s+2M also 3s+4M dance RH across, 1s+2L also 3s+4L dance LH across
  - 9-16 1s+4M also 3s+5M dance RH across, 1s+4L also 3s+5L dance LH across & 1L also 3L end facing out Ladies side with partners behind them
  - 17-24 1s & 3s dance out Ladies' side & cast up 1 place, cross to Mens side & cast up to original place Ladies looping round by the right
  - 25-32 1s cross & cast 1 place, 1s followed by 3s dance up & cast (1s to 3rd place, 3s to 2nd place)
  - 33-40 1s cross & cast 1 place, 1s followed by 5s dance up & cast (1s to 5th place, 5s to 4th place). 2 3 4 5 1
- NB - No stepping up or down until bar 27



**6 THE FLOWER OF GLASGOW** S32 · 3/3L

Ruth Taylor: *RSCDS XLVI 9* · Crib: *MiniCribs* · Diagram: *Keith Rose's Diagrams*

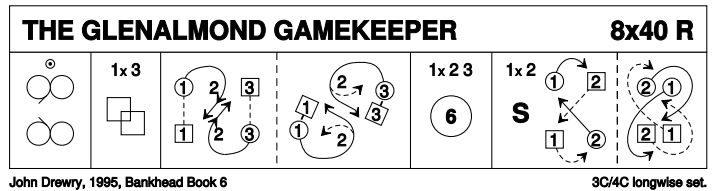
- 1-8 1L followed by partner casts 2 places, 1L crosses & casts up on Men's side to 2nd place **while** 1M dances up the middle to 2nd place Ladies' side. All set advancing into prom hold (2s & 3s face up, 1s down) 2(1)3
- 9-16 2s+1s+3s dance "Circulating Allemande":  
2s & 3s dance normal Allemande but end in 3rd/1st place as 1s Allemande (down) & up to 2nd place opposite sides. 3(1)2
- 17-24 1s dance 1/2 Figs of 8 (1L up round 3s, 1M down round 2s), all turn partners 2H. 3 1 2
- 25-32 1s+2s dance Diamond Poussette



**7 THE GLENALMOND GAMEKEEPER** R40 · 3/4L

John Drewry: *Bankhead Book Part 6* · Crib: *MiniCribs* · Diagram: *Keith Rose's Diagrams*

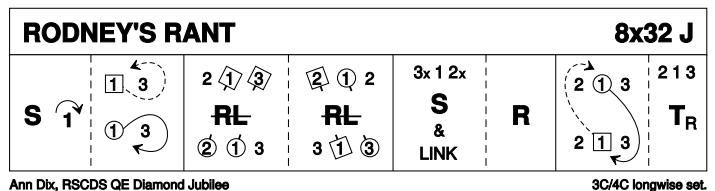
- 1-8 1s cross down to dance reflection reels of 3 on opposite sides with 1s & 3s ending in centre facing down/up
- 9-16 1s+3s dance Ladies' Chain ending with 1M facing Ladies' side & 3M facing Men's side with partners behind them
- 17-24 1M also 3M (followed by ptrns & cast to start) dance a Fig of 8 round standing 2s passing firstly LSh in middle & then RSh to end back in middle
- 25-32 1s+2s+3s circle 6H round & back
- 33-40 1s+2s set & dance 3/4 double Fig of 8 (1s cast to start) with 1s ending in 2nd place



**8 RODNEY'S RANT** J32 · 3/4L

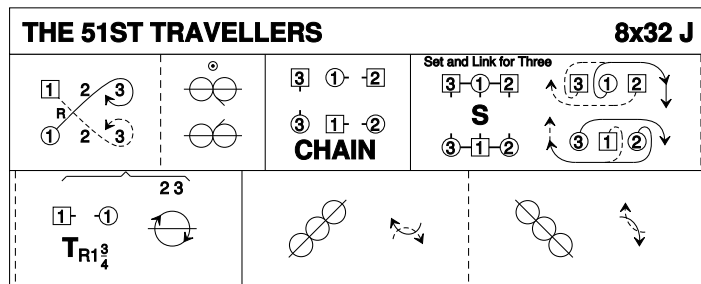
Ann Dix: *QE Diamond Jubilee Dances* · Crib: *MiniCribs* · Diagram: *Keith Rose's Diagrams*

- 1-8 1s set & cast 1 place; 1s dance down between 3s & cast up to 2nd places
- 9-16 1s dance Diag R&L. (3)1(2)
- 17-24 All Set+Link for 3 twice. 2(1)3
- 25-32 1L dances 1/2 Fig of 8 round 2s as 1M dances 1/2 Fig of 8 round 3s (1L up, 1M down); all turn partners RH



**9 THE 51ST TRAVELLERS** J32 · 3/4L  
*Sandra Turton: RSCDS XLIV 9 · Crib: MiniCribbs · Diagram: Keith Rose's Diagrams*

- 1-8 1s cross down RH (2s step up bars 1-2) & dance out behind 3s & up to 2nd place opp sides; 2s+1s+3s dance 1/2 reel of 3 on sides (1s out & up to start)
- 9-16 3s+1s+2s dance Grand Chain
- 17-24 3s+1s+2s Set+Link for 3 (once), 1s turn RH 1.3/4 times to face 1st corner (pstn) **while** 2s+3s chase clockwise 1/2 way
- 25-32 1s dance 1/2 diagonal reel of 4 with 1st corners, pass RSh to dance 1/2 reel with 2nd corners & pass RSh to 2nd places

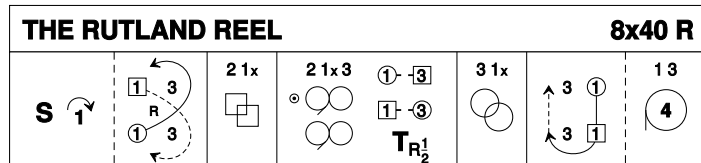


Sandra Turton, 2001, RSCDS Book 44.9

3C/4C longwise set.

**10 THE RUTLAND REEL** R40 · 3/4L  
*Robert Senior: RSCDS XLVIII 2 · Crib: MiniCribbs · Diagram: Keith Rose's Diagrams*

- 1-8 1s set & cast 1 place (2s step up); 1s cross down between 3s & cast up to 2nd place opposite sides
- 9-16 1s+2s dance Ladies' Chain & end 1s facing down
- 17-24 Reels of 3 on sides, 1s giving RSh to 3s (6 bars) & 1s+3s change places RH 2 3(1)
- 25-32 3s+1s dance Men's Chain & end 1L facing out with partner ready to follow her
- 33-40 1L followed by partner casts up & crosses to own side to end with 1s in 2nd place own sides; 1s+3s circle 4H round to left

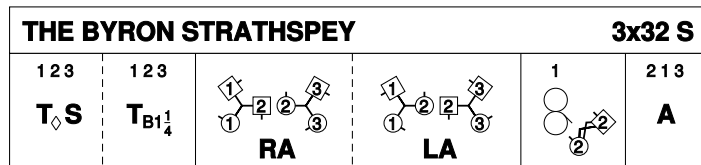


Robert Senior, 2010, The Sunday Class 1, RSCDS Book 48.2

3C/4C longwise set.

**11 THE BYRON STRATHSPEY** S32 · 3/3L  
*John Drewry: Deeside Book Part 2 · Crib: MiniCribbs · Diagram: Keith Rose's Diagrams*

- 1-8 All petronella turn into the centre & set to partner, turn 2H 1.1/4 times back to places
- 9-16 1s+2L & 3s+2M dance RH across, 2s pass RSh & dance LH across with other couple
- 17-24 2s in prom hold dance reel of 3 with 1s passing 1L RSh. End with 2s in centre at top, 1s casting to follow 2s & 3s stepping in ready for ...
- 25-32 2s+1s+3s dance Allemande. 3 1 2



John Drewry, 1975, Deeside Book 2

3C/3C longwise set.

**12 NOTTINGHAM LACE** R96 · 4S  
*Jenny Bradley: RSCDS LIII 10 · Crib: MiniCribbs · Diagram: Keith Rose's Diagrams*

PART 1

- 1-8 All dance 1/2 Grand Chain & set to partners, 3/4 turn RH to end with Ladies in centre for LH across
- 9-12 Ladies dance LH across 1/2 way **while** Men dance 1/4 way round clockwise, Ladies 1/2 turn nearest Man RH
- 13-16 Men dance LH across 1/2 way **while** Ladies dance 1/4 way round clockwise & all 1/2 turn partners RH
- 17-24 All repeat bars 9-16 to original places

PART 2

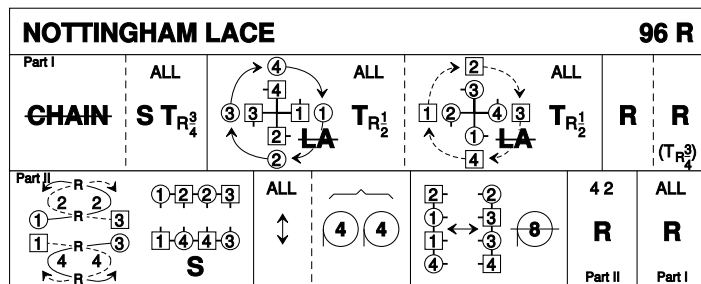
- 25-32 1L & 3M change places RH, cast behind 4s & change places RH to join end of line **while** 1M & 3L dance similarly behind 2s, all set
- 33-40 All Adv+Ret, 1s+2L+4M also 3s+2M+4L circle 4H round to left to end in line across (1s & 3s in centre of line)
- 41-48 All Adv+Ret, circle 8H round 1/2 way to end in Sq.Set opposite to original places

PART 3

- 49-72 Repeat PART 2 with 2s & 4s as dancing couples, all ending in original places

PART 4

- 73-96 Repeat PART 1



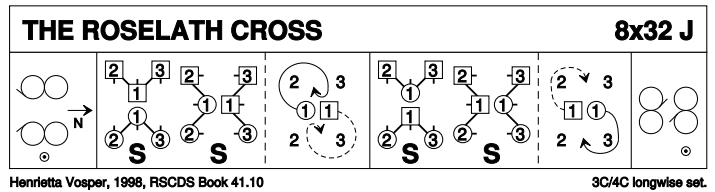
Jenny Bradley, RSCDS Book 53, Nottingham Lace

4C/4C square set.

### 13 THE ROSELATH CROSS J32 · 3/4L

Henrietta Vosper: RSCDS XLI 10 · Crib: MiniCrib · Diagram: Keith Rose's Diagrams

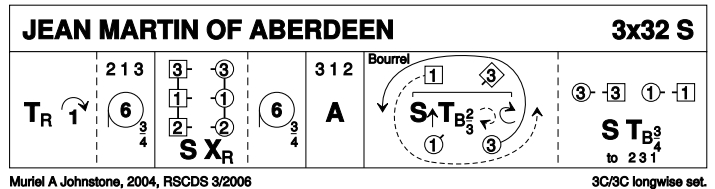
- 1-8 1s+2s+3s dance reflection reels of 3 on sides (1s dance in & down to start) & end with 1s in 2nd pl BtoB facing own sides & 2s in 1st pl
- 9-16 2s+1s+3s set, 1s 1/4 turn to right & set with 2s+3s (as Crown Triangles), 1s dance RSh round RH crnr into middle BtoB facing opp sides
- 17-24 Repeat from new positions 1s ending in 2nd place own sides
- 25-32 1s dance reels of 3 across (Lady with 2s & Man with 3s)



### 14 JEAN MARTIN OF ABERDEEN S32 · 3/3L

Muriel A Johnstone: Magazine Dances 2005-2009 · Crib: MiniCrib · Diagram: Keith Rose's Diagrams

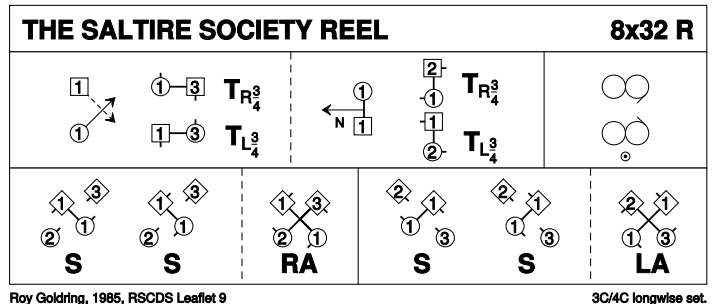
- 1-8 1s turn RH & cast 1 pl, all circle 6H round 3/4 way to left & end in lines of 3 across (Ladies face down & Men up)
  - 9-16 All set & change places with partner RH, all circle 6H round 3/4 way to left & end in middle facing up. 3 1 2
  - 17-24 All dance Allemande. 2 1 3
  - 25-32 1s+3s (bottom 2 couples) dance the Bourrel to end 3 1 :
- 1M+3L set advg, 3/4 turn 2H & twirl to end BtoB (up/down middle L facing up & M down) **while** 1L+3M chase anticl'wise 1/2 way to face ptrnr
- 1s+3s set to partners & turn 2H to own sides having changed places



### 15 THE SALTIRE SOCIETY REEL R32 · 3/4L

Roy Goldring: The Leaflet Dances with Music · Crib: MiniCrib · Diagram: Keith Rose's Diagrams

- 1-8 1s cross down & dance out between 2s+3s turning 3s by near hand to meet ptrnr, dance up & turn 2s by nearest hand to 2nd place opp sides
- 9-16 1s cross down to 3rd pl & dance reel of 3 own side (2s dance out/down as 3s dance out/up b'tw'n 2s), 1s end (hold LH) facing 1st crnrs
- 17-24 1s set to 1st crnrs, turn inwards & set to 3rd corner as 3rd crnrs set adv to dance RH across with 1s, 1s end turning to face 2nd crnrs
- 25-32 1s repeat bars 17-24 with 2nd/4th corners but dancing LH across



### 16 THE LAST OF THE LAIRDS J32 · 3/4L

Hugh A Thurston: RSCDS XXII 5 · Crib: MiniCrib · Diagram: Keith Rose's Diagrams

- 1-8 1s cross down (each couple cross down as they reach top place) to dance reflection reels of 3 on sides
- 9-16 1s cross down (each couple cross down as they reach top place) to dance reflection reels of 3 on sides
- 17-24 1s set & cross RH then cast 1 place, cross down between 3s & cast up to 2nd place on own sides
- 25-32 1s lead up between 2s & cast down 1 place, 2s+1s+3s turn RH

