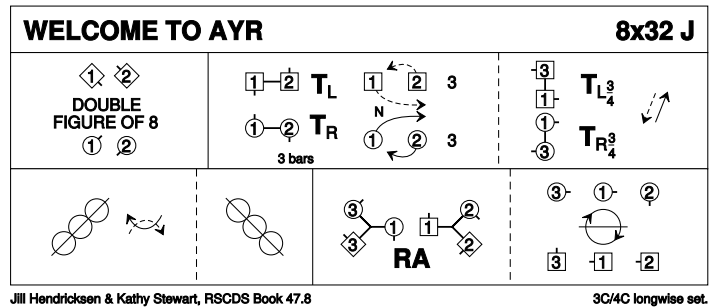


# Atholl SCDC 13 Feb 2024 - Robin's Programme

## 1 WELCOME TO AYR J32 · 3/4L

Jill Hendricksen/Kathy Stewart: RSCDS XLVII 8 · Crib: MiniCribbs · Diagram: Keith Rose's Diagrams

- 1-8 1s+2s dance double Fig of 8 (1s cross down to start)
- 9-16 1s turn 2s on sides (Men RH, Ladies LH) & 1s dance down to turn 3s on sides (Men RH, Ladies LH) & 1s end facing 1st corners
- 17-24 1s dance 1/2 reel of 4 with corners & pass RSh to face 2nd corner, 1s dance 1/2 reel of 4 with cmrns & 1s end in middle LSh to LSh facing own sides
- 25-32 1M+3s (at top) also 1L+2s dance RH across (1s end in 2nd place opposite sides), all chase clockwise 1/2 way to own sides

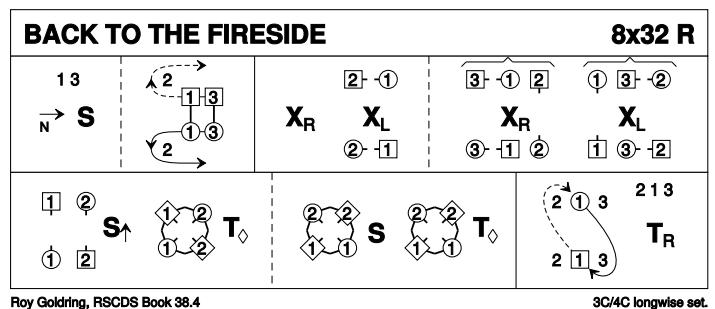


Jill Hendricksen & Kathy Stewart, RSCDS Book 47.8

## 2 BACK TO THE FIRESIDE R32 · 3/4L

Roy Goldring: RSCDS XXXVIII 4 · Crib: MiniCribbs · Diagram: Keith Rose's Diagrams

- 1-8 3s followed by 1s dance down for 2 steps & set to partners, 1s dance up & cast to 3rd place **while** 3s dance up to 1st place
- 9-16 3s+2s+1s dance Reverse Snowball Grand Chain for 3 cpls to end 1 (2) 3:  
  
1s cross RH & change places LH on side with 2s  
1s change places RH with 3s **while** 2s cross RH  
1s cross LH **while** 3s & 2s change places LH. 1 (2) 3
- 17-24 1s+2s set advancing into circle (hands joined) & petronella turn 1 place to right, set in circle (hands joined) & petronella turn to end on sides
- 25-32 1L dances 1/2 Fig of 8 round 2s & 1M dances 1/2 Fig of 8 round 3s, 2s+1s+3s turn RH



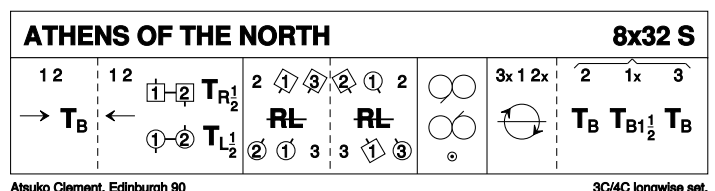
Roy Goldring, RSCDS Book 38.4

3C/4C longwise set.

## 3 ATHENS OF THE NORTH S32 · 3/4L

Atsuko Clement: 90 - Twelve anniversary dances celebrating ninety years of RSCDS Edinburgh Branch 5 · Crib: MiniCribbs · Diagram: Keith Rose's Diagrams

- 1-8 2s followed by 1s dance down (2 steps), turn partners 2H. 1s followed by 2s dance up, 1s+2s 1/2 turn (M Left hand, L Right hand) 2 1 3
- 9-16 2s+1s+3s dance Diag R&L. 1s finish facing out in 2nd place (3) 1 (2)
- 17-24 3s+1s+2s dance RSh reels of 3 on sides (1M+3L & 1L+2M pass RSh to start)
- 25-32 3s+1s+2s dance clockwise 1/2 way round & turn partners 2H (1s turn 1.1/2 times) Order: 2 1 3



Atsuko Clement, Edinburgh 90

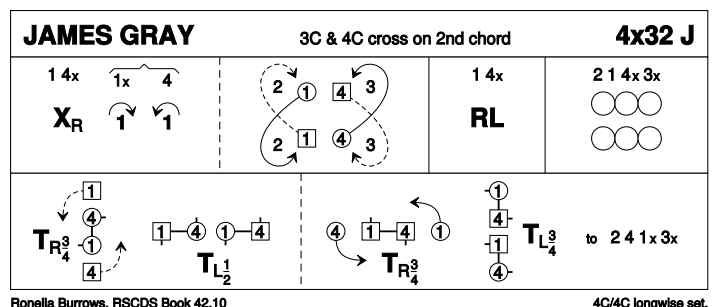
3C/4C longwise set.

## 4 JAMES GRAY J32 · 4/4L

Ronella Burrows: RSCDS XLII 10 · Crib: MiniCribbs · Diagram: Keith Rose's Diagrams

3s & 4s start on opp sides

- 1-8 1s & 4s cross RH, cast 1 place, 1s dance 1/2 Fig of 8 round 2s **while** 4s dance 1/2 Fig of 8 round 3s
- 9-16 1s+4s dance R&L & end 1s facing up & 4s down
- 17-24 All dance RSh reel of 4 on sides & end 1s+4s in line across (Men in centre RSh to RSh & 1M LSh to 4L & 4M LSh to 1L)
- 25-28 1M+4M 3/4 turn RH **while** Ladies dance anticlockwise 1/4 way round, Men 1/2 turn other partner LH to bring Ladies into centre
- 29-32 1L+4L 3/4 turn RH **while** Men dance anticlockwise 1/4 way round, Ladies 3/4 turn Men LH to end 1s in 3rd place opp sides & 4s in 2nd place



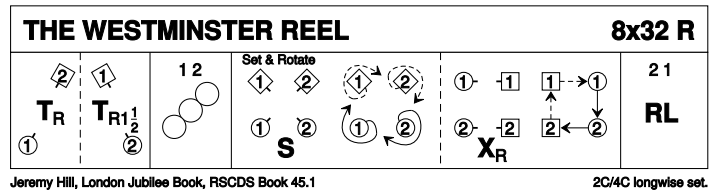
Ronella Burrows, RSCDS Book 42.10

4C/4C longwise set.

## 5 THE WESTMINSTER REEL R32 · 2/4L

Jeremy Hill: RSCDS XLV 1 · Crib: MiniCribs · Diagram: Keith Rose's Diagrams

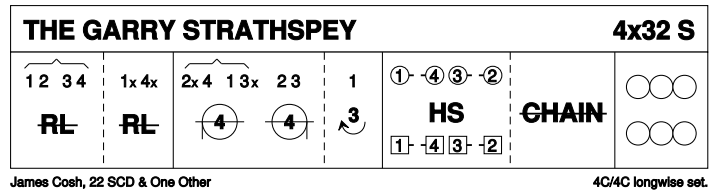
- 1-8 1M+2L turn RH, 1L+2M turn RH 1.1/2 times end facing partner ready for diagonal reel of 4
- 9-16 1s+2s dance diagonal reel of 4
- 17-24 1s+2s Set & Rotate :  
Set (facing diagonally opp dancer), rotate singly & dance on 1 place clockwise, change places RH on sides & dance on 1 place to own sides (1s in 2nd pl)
- 25-32 2s+1s dance R&L



## 6 THE GARRY STRATHSPEY S32 · 4/4L

James B Cosh: Twenty Two SCD · Crib: MiniCribs · Diagram: Keith Rose's Diagrams

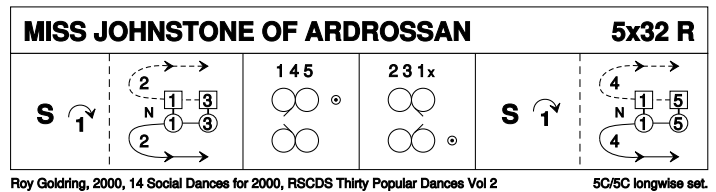
- 1-8 1s+2s & 3s+4s dance 1/2 R&L, 1s+4s (middle couples) dance 1/2 R&L
- 9-16 2s+4s & 1s+3s circle 4H left 1/2 way, 2s+3s (middle couples) circle 4H right 1/2 way; 1s dance up to top (2s+3s+4s step down) & all face as for Reel of 4 on sides
- 17-24 All set HS & dance 1/2 Grand Chain. All end on own side 2 3 4 1
- 25-32 All dance Reel of 4 on sides. 2 3 4 1



## 7 MISS JOHNSTONE OF ARDROSSAN R32 · 5/5L

Roy Goldring: Thirty Popular Dances, Volume Two · Crib: MiniCribs · Diagram: Keith Rose's Diagrams

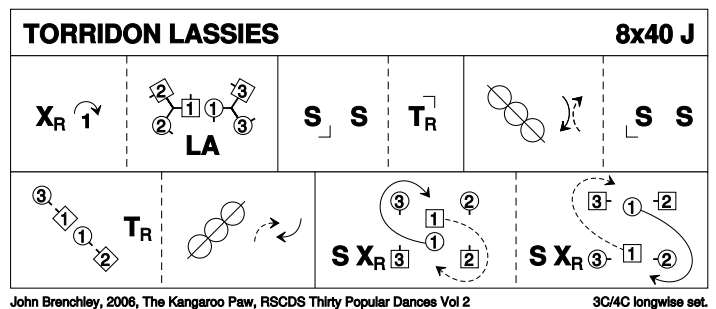
- 1-8 1s set & cast 1 place, 1s followed by 3s dance up & cast - 1s to 3rd place & 3s to 2nd place
- 9-16 1s cross down & dance reflection reels of 3 with 4s+5s on opposite sides - 1s end in 3rd place opposite sides
- 17-24 1s cross up & dance reflection reels of 3 on own sides with 2s+3s - 1s ending in 3rd place own sides
- 25-32 1s set & cast down 1 place, 1s followed by 5s dance up between 4s & cast - 1s to 5th place & 5s to 4th place



## 8 TORRIDON LASSIES J40 · 3/4L

John Brenchley: Thirty Popular Dances, Volume Two · Crib: MiniCribs · Diagram: Keith Rose's Diagrams

- 1-8 1s cross & cast 1 place, 1s dance LH across (1L with 2s, 1M with 3s) & end facing 4th corner
- 9-16 1s set to corners then to partner up/down the dance & end facing 1st corners, turn corners RH & pass partner LSh to face 2nd corners
- 17-24 1s dance 1/2 diagonal reel of 4 with 2nd corners & pass LSh to face 3rd corners, 1s set to corners then set to partner across the dance & end facing 4th corners
- 25-32 1s turn 4th corner (pstn) RH & pass partner LSh to face 1st corners, 1s dance 1/2 diag reel of 4 with 1st corners & pass RSh to BtoB (1M facing up)
- 33-40 1s dance RSh round 2nd corners & 1/2 Fig 8 (1L up, 1M down) while 2s+3s set & cross RH, set (facing up/down) & change pl RH on sides. 2 1 3



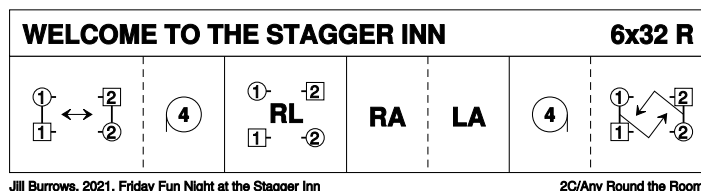
## 9 PROGRAMME ITEM – Interval

## 10 WELCOME TO THE STAGGER INN R32 · 2RR

Jill Burrows: Friday Fun Night at the Stagger Inn · Crib: MiniCribs · Diagram: Keith Rose's Diagrams

Round the Room dance, 2 facing 2

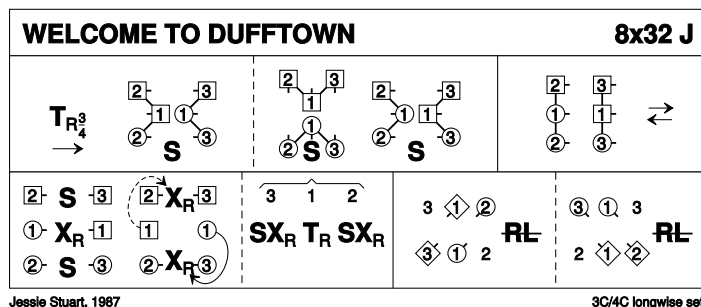
- 1-8 1s+2s Adv+Ret NHJ with partner; circle 4H round to left
- 9-16 1s+2s dance R&L (omit polite turn)
- 17-24 1s+2s dance RH across & LH across back to place
- 25-32 1s+2s circle 4H round to right; couples NHJ "Stagger" to right & left to meet new couple (i.e. advance passing opposite couple LSh)



## 11 WELCOME TO DUFFTOWN J32 · 3/4L

Jessie Stuart · Crib: MiniCribs · Diagram: Keith Rose's Diagrams

- 1-8 1s 3/4 turn RH moving down (2s step up) & dance 6 bars Crown Triangles ending with Man between 2s & Lady between 3s all facing down
- 9-16 1M+2s also 1L+3s dance down the middle & back 1M+2s turning to face 1L+3s
- 17-24 1s change places RH, cast to right to 2nd place & turn RH while 2s+3s set facing on sides, change places RH, set to partner & cross RH
- 25-32 1s dance diag R&L

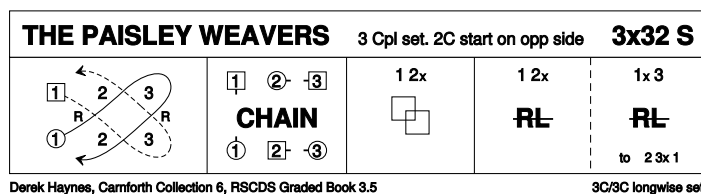


## 12 THE PAISLEY WEAVERS S32 · 3/3L

Derek Haynes: A Third Book of Graded Scottish Country Dances · Crib: MiniCribs · Diagram: Keith Rose's Diagrams

2s start on opposite sides

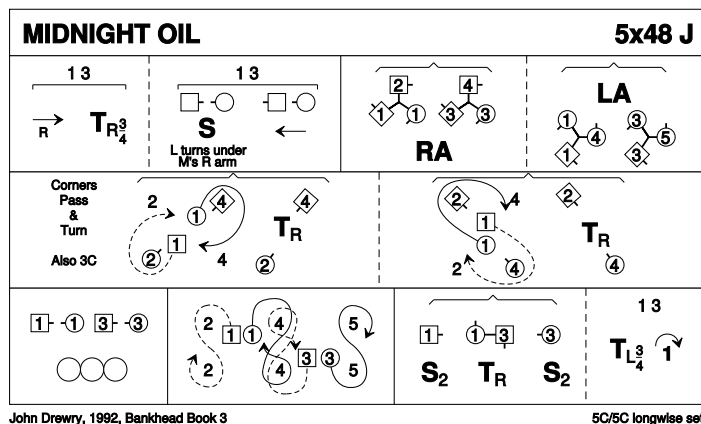
- 1-8 1s cross down RH & cast down behind 3s, cross up RH & cast up round 2s
- 9-16 1s+2s+3s dance Grand Chain, 1M & 2M face out
- 17-24 1s+2s dance Ladies' Chain
- 25-32 1s+2s dance 1/2 R&L (Men polite turns), 1s+3s dance 1/2 R&L



## 13 MIDNIGHT OIL J48 · 5/5L

John Drewry: Bankhead Book Part 3 · Crib: MiniCribs · Diagram: Keith Rose's Diagrams

- 1-8 1s & 3s lead down & 3/4 turn RH to L facing down & M up, retaining hold of RH set & L turns under ptrns RT arm to dance up (Men follow ptrnr)
- 9-16 1s & 3s dance RH across with 2L/4L, 1s & 3s dance LH across with 4M/5M to end facing 1st corners
- 17-24 1s also 3s dance Pass+Turn with 1st corners & pass RSh to face 2nd corners, dance Pass+Turn with 2nd corners & into centre facing partner (L facing down M up)
- 25-32 1s+3s dance reel of 4 up & down centre of dance & end in centre holding partners nearer hand (1s face Ladies side & 3s face Men's side)
- 33-40 1s also 3s dance out sides & cast, dance in to meet ptrnr (1M & 3L pass LSh) to dance out other side & cast back to middle (1M & 3L pass RSh & face each other)
- 41-48 1L also 3M set twice while 1M+3L turn RH, 1s & 3s turn partner LH & cast down 1 place on own sides. End 2 4 1 5 3





**17 BIRLS ALLOWED J32 · 3/4L**

Alex Taylor: Bannockburn 700 · Crib: MiniCribbs · Diagram: Keith Rose's Diagrams

- 1-8** 1s cross RH & cast 2 places (3s face down), 1s with 3s+2s dance 1/2 reflection reel of 3 (1s dancing in/up, 3s down/out, 2s in/down to start) (1) 3 2
- 9-16** 1s cross down to dance full reels of 3 on own sides. 1 3 2
- 17-24** 3s+2s (bottom 2 couples) Set & Rotate:  
Set, rotate singly & dance on 1 place clockwise, change places RH on sides & dance on 1 place to own sides (3s in 2nd pl). 1 2 3
- 25-32** 1s+2s dance 1/2 R&L, 2s+1s turn partner 1.1/2 times RH. 2 1 3

